

Archie's World

Teacher's Guide

A

TEACHER'S GUIDE PREVIEW CONTAINS:

- Component overview
- Introduction to the course
- Syllabus
- Tour of a topic
- Teaching notes sample
- Teacher's Resources sample
- Worksheets
- Assessment

Great Clarendon Street, Oxford, OX2 6DP, United Kingdom

Oxford University Press is a department of the University of Oxford. It furthers the University's objective of excellence in research, scholarship, and education by publishing worldwide. Oxford is a registered trade mark of Oxford University Press in the UK and in certain other countries

© Oxford University Press 2019

The moral rights of the author have been asserted

First published in 2019

2023 2022 2021 2020 2019

10 9 8 7 6 5 4 3 2 1

No unauthorized photocopying

All rights reserved. No part of this publication may be reproduced, stored in a retrieval system, or transmitted, in any form or by any means, without the prior permission in writing of Oxford University Press, or as expressly permitted by law, by licence or under terms agreed with the appropriate reprographics rights organization. Enquiries concerning reproduction outside the scope of the above should be sent to the ELT Rights Department, Oxford University Press, at the address above

You must not circulate this work in any other form and you must impose this same condition on any acquirer

Links to third party websites are provided by Oxford in good faith and for information only. Oxford disclaims any responsibility for the materials contained in any third party website referenced in this work

ISBN: 978 0 19 490061 4 Level A Teacher's Guide
ISBN: 978 0 19 490077 5 Level A Flashcards
ISBN: 978 0 19 490084 3 Level A Extra Flashcards
ISBN: 978 0 19 490082 9 Level A Hello Poster
ISBN: 978 0 19 490085 0 Level A Routine Poster

Printed in Portugal

This book is printed on paper from certified and well-managed sources

ACKNOWLEDGEMENTS

Back cover photograph: Oxford University Press building/David Fisher

Written by: Jen Dobson

Flashcard illustrations by: Ian Cunliffe (sun, rain, cloudy, windy, wellington boots, puddle, umbrella, bat, witch, coat, gloves, skates, sleigh, seeds, watering can, sea); Lisa Mallett/Good illustration (knees, shoulders, toes, bed, in, out, down, spider, up, door, wheels, wipers, star, diamond, night sky, Earth).

Poster illustrations by: Ian Cunliffe (characters); Judy Brown (classroom language); John Haslam (weather, train, books, house, seasons and birthday composed from Ian Cunliffe artwork).

Teacher's Bag artwork by: Ian Cunliffe.

Archie Puppet and Stamper based on original artwork by: Ian Cunliffe.

Songs composed by: Jake Carter.

Edutrainer videos, with thanks to MTJ Media; Background Illustrations: Ian Cunliffe (Ouch my head, mouse family, habitats); Mark Ruffle (clothes, transport, space).

Culture song animations by: Graham Young; *Illustrations by:* Lisa Mallett, Rainbow, 10 in a bed, Head shoulders Knees and toes, Twinkle Twinkle, Incy Wincy spider.

Cooke's Nursery Rhyme animations by: A Productions, with characters based on Three in a Tree; *Illustrations by:* Steve Cox, Wheels on the bus.

Rostrum Animations by: Graham Young; *Illustrations by:* Ian Cunliffe (Dancing) buttons mouse family, habitats; John Haslam (transport).

Story animations by: MPS Limited; *Illustrations by:* Ian Cunliffe.

The Publisher would like to thank the following teachers for their assistance with the research: Ana Hidalgo Sánchez and Belén Herranz Gago, Colegio Nuestra Sra del Buen Consejo (Madrid); Noelia Sánchez Muñoz, Liceo Villa Fontana (Madrid); Carol Zamora y Eloísa Lacalle, Colegio Sagrada Familia - Horta (Barcelona); Ángeles Escamilla Chia, Escola Sant Andreu de la Barca (Barcelona); Isabel Nocelo Garrido, Colegio La Salle San Rafael (Madrid); Estibaliz Rodríguez González, CEIP Virgen de la Ribera (Madrid); Colegio Internacional Eurovillas (Madrid); Sandra García Maestre, Colegio Sagrado Corazón PP Capuchinos (Madrid); Ángeles Escamilla Chia, Escola Sant Andreu de la Barca (Barcelona); Ana Lobato, Colegio Juan de Valdes (Madrid); Colegio Alborada (Madrid); Sandra Gil Oliver, Colegio Parroquial D. José LLuch (Valencia); Nieves Navio Moreno, Escuela Serra de Marina (Barcelona); Alicia Fernández Herreras, CEIP Marqués De Suanzes (Madrid); Rosa Ayllón Prieto (Sevilla); Balma Beltran Segura, Escola Doctor Ferran I Clua (Barcelona); Núria Antonio Aloy, Institut Martí Pous (Barcelona); Gerardo Canalejas Ballesteros, CEIP San Ignacio de Loyola (Sevilla).

Archie's World A

Dear parents and carers,

We're delighted to welcome your child on their exciting English learning journey with *Archie's World*.

Archie, the main character of the book, is a lovable toy giraffe, who lives with his friends in a child's bedroom in a family home. Each morning, Archie and the toys wake up, discover something that leads them on an exciting adventure, then return to their beds to sleep.

Archie and the other toys only speak in English and your child will experience their early English-language learning by immersing themselves in this exciting world full of things to discover.

In order to help them on their language-learning journey, a mixture of rich activities is supplied. During the year, they will join in with engaging stories about topics they can relate to and hear English used within all aspects of the classroom routines. There are lively games and songs with lots of actions to help them practise language, plus pencil and craft activities that will help to internalise and reinforce meaning. Every topic includes a traditional English culture song as part of the cultural content, and the development of early literacy skills will also be introduced to prepare them for reading and writing in English at Primary.

As well as providing the language content, *Archie's World* takes your child's learning even further. On his journey, Archie will learn essential life skills and values to help the children learn about emotional and social development. Values such as sharing, listening to others and working together will help your child's growth and ability to learn both inside and outside the classroom.

So, how can you help your child?

All children learn at different rates, and for many there is a period of silence while they absorb new language, only to later suddenly surprise us with producing lots! So, don't expect too much at the beginning. When they do start using English, give them lots of praise and encouragement.

There are lots of other opportunities to get involved. Use the *Archie's World* website (www.oup.com/elt/archie) to access fun materials at home, talk about any materials your child brings home and praise their good behaviour in class if they have earned one of Archie's reward stamps. Above all, talk to your child about *Archie's World*, their learning and help them work on the specific values that are highlighted within each topic. At the end of each term, they can share the class review project and seasons or festivals crafts with you, and your child will even get their own story book which you can read with them.

Whether you speak English or not, encourage them to share with you what they know. Like them, I'm sure you'll love being a part of *Archie's World*!

Yours sincerely,

English teacher



About Archie's World A

Welcome to *Archie's World*, a three-level English course for Pre-Primary children between the ages of three and five. This flexible and dynamic course has a wealth of materials and ideas to help you bring English to life in the classroom.



Archie is a loveable, patchwork toy giraffe who lives with his toy friends in a family home. Each morning, Archie and the toys wake up, discover something that leads them on an exciting adventure, then return to their beds to sleep. Each story is the springboard for exploring a topic which the children can relate to in their own world. It encapsulates the main language (vocabulary and structures), plus includes incidental language and lots of drama for the children to join in with. Every story also includes an appropriate value which supports the child's emotional and social development.

Archie's World has an easy-to-follow, project-driven structure. Each level has three projects (one per term) and each project comprises two topics. The topics are child-centred, so they are relevant to the children's lives, plus every two topics are linked thematically to make language recycling easy to achieve. At the end of each project, there is also a review project that consolidates all the language learnt across the term. The songs, stories, games and activities all work towards this review project, which includes them producing a hands-on craft, so recycling is naturally incorporated throughout.

The course offers an array of resources that means you have everything you need in one place. You can tailor the content to your students with a blend of digital and print components that support presentation and practice. There is an easy-to-use iPack that can be used both online and offline, with story and song animations, song videos, games, story books and class listening material.

There is also a Teacher's Resource Pack with flashcards, Big Books and posters, plus a Puppet Pack with a bag, a reward stamper and an Archie puppet to bring his world to life. The flexibility of the project structure and the range of resources mean you really can adapt the content to any classroom scenario.

In addition, the materials and activities adopt a multisensory approach, so that learning English is an accessible and enjoyable experience for every child. The videos for the stories and songs will engage children with exciting visual content, the crafts and pop-outs will offer practical ways to develop fine motor skills, and the story values will foster their social and emotional development. There are also lots of opportunities for gross motor skills and outdoor learning via activities in this Teacher's Guide. In *Archie's World*, there is something to motivate every language learner.

Cultural content also has an important role to play in learning a language. In each topic in *Archie's World*, there is a culture song with accompanying actions that English-speaking children of the same age would typically know. There are also seasons and festivals lessons, which can be introduced at a point within the school year that suits you. Together, these lessons provide language and materials to broaden the children's knowledge of other cultures and offer further ways to explore the world around them.

Archie's World also provides the material and practical ideas to establish good classroom routines. The Hello and Routines posters and ideas in this Teacher's Guide demonstrate practical ways to set up routines from the start of the year, allowing you to build on these, create your own or adapt them to your class's needs.

Fostering a good home-school relationship is also an important part of *Archie's World*. Children take home their own versions of the review stories, allowing them to share with their parents or carers the language and characters they are learning about in English. Crafts and projects done throughout the year can also be taken home to keep parents or carers up to date with their child's progress, and the *Archie's World* website can be accessed at home, too.


Additionally, for those teachers who wish to implement a phonics programme, *Archie's World Phonics* is a separate resource that includes an Activity Book and three decodable stories for each level with stories, songs, stickers, flashcards, interactive games and online activities featuring the characters from *Archie's World*. You can use the phonics programme alongside *Archie's World* or choose to use the programme on its own.

On the children's learning journey with *Archie's World*, they will learn language, participate in fun activities, complete work they can be proud of, reflect on essential values, and practise skills – all of which will help the development of the whole child.

**Enjoy teaching and learning English with Archie's World.
Every day is an adventure!**

Components

For children



Class Book

- 6 topics, with every two topics combining to form a project
- 3 review projects
- 4 seasons and 4 associated festivals
- 6 Literacy pages
- Worksheets practising the key language with fast finisher activities
- Colour, easy-peel stickers for every topic, including vocabulary, Literacy and Value stickers
- 6 sets of pop-outs to support the topic vocabulary

Story Book

- A small-format, full-colour story book containing three review stories, one for each project
- On-page activities, plus a full activity page for each story
- Story words provided on the inside front cover for read-along opportunities at home with parents or carers

Website

- A range of fun resources for children to access at home are available on the *Archie's World* website: www.oup.com/elt/archie

For you



In your Puppet Pack:

Bag


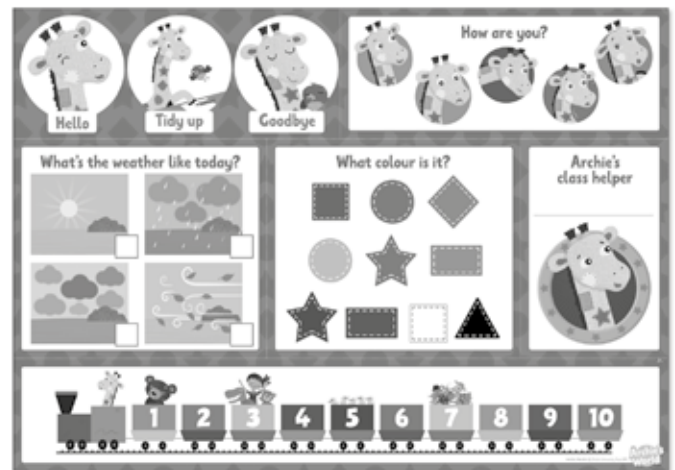
- Large canvas bag for carrying *Archie's World* components

Archie puppet

- Soft hand puppet with a moveable mouth
- Can hold flashcards in his mouth

Archie stamper

- An *Archie's World* stamper for rewarding good work in class



In your Teacher's Resource Pack:

Box

- Strong box to store components

Flashcards

- 109 full-colour flashcards
- Flashcards for all the topics, culture song, and seasons and festivals vocabulary
- Characters, numbers, colours and weather flashcards for use in lesson routines

Big Books

- 3 large-format, full-colour story books
- Big Book 1 & 2, containing the stories for the Parts for the body and Clothes topics
- Big Book 3 & 4, containing the stories for the Family and Exotic animals topics
- Big Book 5 & 6, containing the stories for the Transport and Space topics

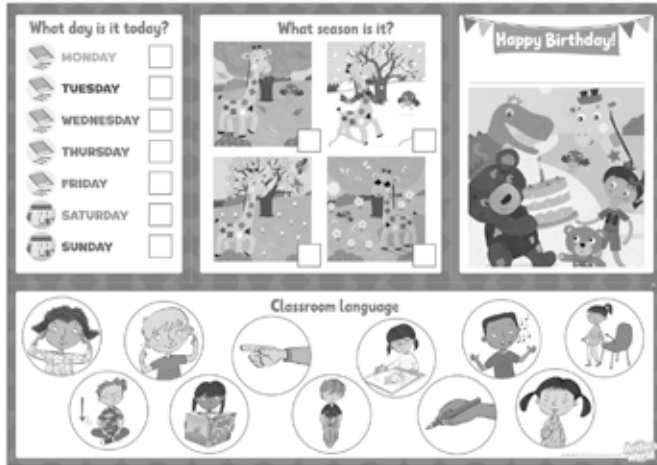
Review Stories Big Book

- A large-format, full-colour story book containing the three review stories for each project

Hello poster

- Large, colourful poster to support the lesson-opening routine
- Write-on/Wipe-off format for use in every lesson
- Poster can be cut into six separate sections, if preferred

In your Extra Teacher's Resource Pack:




Extra flashcards

- 24 full-colour flashcards for all the Lesson 7 vocabulary

Routines poster

- Large, colourful poster to give extra support to classroom routines
- Write-on/Wipe-off format for use in every lesson
- Poster can be cut into four separate sections, if preferred

Other resources:



Teacher's Guide

- Introduction section that explains the methodology and concept of *Archie's World A*
- Complete description of the syllabus and objectives for Level A
- Tour of a topic, explaining the principle points of each lesson
- Routines section, providing guidance on how routines can be established and exploited in class

- Tips section for making the most of *Archie's World*
- Extensive Games bank, full of extra suggestions to make the most of the resources
- Easy-to-follow lesson plans for each topic, including topic overviews to provide at-a-glance information about the contents of the lessons that follow
- Creative indoor and outdoor ideas for revision and language extension
- A useful Classroom language section and *Archie's World A* flashcards list

Audio

- All topic and culture songs, topic and review stories, and vocabulary and structure presentations, available to download from either the iPack USB or Oxford Premium
- Routines songs and chants
- Seasons chants
- Festivals songs

Teacher's Resource Material (TRM)

- Photocopiable resources to practise and review language and enhance the experience of the course, available to download from Oxford Premium
- Includes Portfolio and Assessment worksheets, mini flashcards and optional wordcards, crafts for the seasons and festivals and review projects, a photocopiable class helper badge and course certificate, character colouring pages and evaluation grids

iPack

- A fully integrated, easy-to-navigate iPack for use with an Interactive Whiteboard or projector, allowing the relevant interactive material to be quickly launched for each lesson
- Story videos for all topic and review stories
- Live-action videos of all Lesson 2 songs, with children and teachers demonstrating the actions
- Videos of the culture, Lesson 7 and Festivals songs, clearly highlighting the target vocabulary
- Interactive games
- All listening material and songs, including routines songs
- Topic and review stories pages
- Hello poster
- Flashcards



Optional

Phonics package

- Clearly structured phonics programme offering an introduction to the main sounds and letters of English, to build the foundations for early literacy
- Phonics Activity Book
- Phonics Teacher's Guide
- Phonics iPack
- Phonics Stories 1, 2 & 3
- Phonics flashcards
- Phonics iPack including 44 phonics songs

Introduction

Learning with Archie's World

Archie's World is especially effective at teaching English to young children for the following reasons:

- It has a project-driven structure, with each project containing songs, stories and games, and finishing with a hands-on craft. This allows for natural and achievable recycling at key points in the year.
- Its concept and characters are colourful and fun and will appeal to all early years children.
- It has a rich package of materials including a Class Book, Big Books, videos, songs, posters and a fully integrated iPack.
- It includes engaging and humorous stories, dealing with relevant topics to the child, and presents language in easily repeated, rhythmic chunks.
- It has lively songs with catchy tunes and chants, plus lots of TPR actions to give further practice of the key language.
- There are fun activities and games that encourage the development of speaking and listening through play.
- There are specific activities to help develop early literacy skills, plus extra material to teach and practise phonics.
- It follows a holistic method which takes into account soft skills, physical development, the role of parents and carers and a multisensory approach to learning.

It can be supplemented with the *Archie's World Phonics* package, which features the same loveable toy characters.

Characters and concept

Archie's World has engaging characters, who, like the children, grow and learn through the course. Each character is different and brings their own personality to the course:

- Archie, the lead character and the course puppet, is a loveable patchwork giraffe.
- Blue Bird is Archie's best friend and warns him of danger.
- Ted is the oldest and wisest of the toys.
- Doll is brave, strong and dynamic.
- Dino may be a dinosaur, but she's very gentle.
- Little Bear is young and a bit reckless.
- The Mouse family add a lively and fun family dimension.

Course structure

Archie's World A consists of three **projects**:

- These three projects each have their own themes:
 - Project 1: All about me
 - Project 2: Where we live
 - Project 3: Far and away
- Each of these projects is divided into two relevant **topics**:
 - All about me: Parts of the body and Clothes
 - Where we live: Family and Exotic animals
 - Far and away: Transport and Space

There is also a **Seasons and festivals** section, covering autumn and Halloween, winter and Christmas, spring and Easter, summer and a summer party.

The **topics** consist of nine lessons and include:

- presentation and practice of two sets of vocabulary and two structures.
- optional culture vocabulary with a culture song.
- themes that tie in with the overall project.
- a mixture of Class Book worksheets and other materials.
- a story, videos, songs, crafts and stickers.

At the end of each project, there is a **review project**. This consists of:

- three lessons that review the vocabulary and structures from the previous two topics.
- a craft that consolidates the language of the previous two topics, with the option to extend the craft further.
- an opportunity to reflect on learning and share with the class and parents/carers what has been covered that term.
- a story that children can follow in their own Story Book.

The **seasons and festivals** lessons are stand-alone and can be taught at any point in the term. They comprise:

- two lessons for each season, followed by two lessons for a relevant festival.
- songs, chants, worksheets and photocopiable crafts.

Stories

Stories are a vital part of *Archie's World*. Each topic begins with a story that centres around the adventures and learning of Archie and his friends. The characters are brought to life with colourful and vibrant illustrations that will appeal to young children. The stories are provided in the following formats:

- **Big Books:** A large and engaging format. They include:
 - text on the page for easy retelling
 - key vocabulary highlighted within the text
 - action words in the pictures to encourage participation.
- **Review Stories Big Book:** Also in large format. These include:
 - text on the page
 - both sets of reviewed topic vocabulary and structures.
- **Story Books:** Smaller format for children to take home. They have:
 - no text on the page, but the story text on the front cover so parents can share and review at home
 - activities at the foot of each page
 - a full-page story activity to help consolidate the story.
- **Story videos:** Each story is animated, allowing the children to really immerse themselves in the story.

Songs and chants

Songs and chants provide models of pronunciation, help children memorise and internalise language and can be accompanied by actions (TPR) to make them enjoyable and meaningful. The songs and chants in *Archie's World* comprise:

- **Topic songs:** There are two songs in each topic to present and practise the new vocabulary and structures.
- **Culture songs:** These are traditional songs which English-speaking children would typically learn at this age.

- **Routines songs:** These support the use of routines to manage the classroom, with video and audio to help practise colours, numbers and days of the week, for example, or to introduce the stages of each lesson, such as story time or table time.
- **Seasons chants and festivals songs:** These help present and practise the new language for seasons and festivals.

Listening and speaking

Archie's World places great emphasis on the development of listening and speaking skills. Children are encouraged to use English in the class at every opportunity via:

- interaction with the Archie puppet and during routines
- stories with rhythmic repetitive structures to help children participate in their retelling
- songs and chants with memorable tunes and TPR to build confidence in speaking
- their own Story Book to encourage them to enjoy and retell the story independently
- the review project crafts, which they can present to the class using the language from the previous two topics
- the teaching notes, which give further suggestions for games, peer teaching and dramatic play that will help build confidence in speaking English.

There is integrated audio support, too, in order to develop strong listening skills and provide the best model for speaking English. This is provided via:

- audio-visual support on the iPack
- audio for all new vocabulary and structures
- audio for stories and songs
- audio for routines language
- oral/aural literacy activities to promote early literacy practice
- suggested actions in the teaching notes to help children show understanding.

Literacy

The development of early literacy skills is an essential part of *Archie's World* and features in the following ways:

- The text on the page in the Big Books can be exploited by pointing to words or simply indicating initial sounds.
- When relevant, there are also action words, such as *Up!* or *Tweet!* to encourage participation in telling the story.
- The children will have their own Story Book to take home and share with parents or carers. It can be used in class to follow along with the stories as they are read, and there are also visual literacy activities on each page which can be done at home or in class, as well as a full-page story activity.
- Every topic has a designated literacy lesson (Lesson 6) which develops different aspects of oral/aural literacy skills.
- The literacy worksheet in each topic consolidates the topic vocabulary. Colour-coded word stickers give exposure to letter and word shapes without the need to fully decode.
- At all levels, there are carefully graded fine motor activities throughout the Class Book. These help to develop pencil grip and pre-writing via traceable lines and shapes. The projects, pop-outs, stickers, worksheet games, crafts and digital activities also contribute to practising these skills.

For those teachers who wish to implement a phonics programme, there is the **Archie's World Phonics** package. This is a separate resource which includes Phonics Stories and an Activity Book for each level. The Phonics Stories enable children to gain confidence in reading a book for themselves – language is decodable and the characters and settings are familiar. The children learn to recognise the different phonemes in the English language through a variety of fun activities, games and worksheets. They are then taught to recognise and write the corresponding graphemes. The Phonics Teacher's Guide provides expert advice on segmenting and blending in the classroom, building up the children's ability and confidence in reading and writing.

A multisensory and holistic approach

Archie's World is reinforced by a multisensory approach to learning and offers the opportunity to learn essential life skills and values which help the development of the whole child:

- By getting to know and joining in with Archie, children are encouraged to be open, curious, help others, share and focus on tasks. These are often known as **soft skills** and will help the build their confidence as language learners.
- Crafts, pop-outs and stickers provide hands-on, fun ways to develop **fine motor skills**.
- TPR and activities for indoors and outdoors encourage children to refine their **gross motor skills**.
- Children have the opportunity to present and share their review craft with the class and take things home, giving them opportunities to **reflect on their learning**.
- A discussion about **values** after each story helps the children to build more positive relationships in their day-to-day lives.

Involving parents and carers

The children will want to share their learning with parents and carers, and fostering good home-school communication also increases motivation and promotes good behaviour.

- An introductory letter to parents and carers (page 2) explains what *Archie's World* is and how to get involved.
- The Archie stamper, which can be used to reward good work or behaviour, is a quick visual way to show parents and carers how a child is doing in class.
- Pop-outs, Class Book worksheets, crafts, projects and the child's own Story Books can all be taken home.
- The student website allows parents and carers to enjoy *Archie's World* resources with their children at home.

Digital resources

Archie's World offers a complete package of digital resources which can be exploited in the classroom and at home.

Archie's World iPack is a colourful and clear way to display everything you need to your class, from story videos to games. There is a 'How to' video on the main menu, which explains how to navigate the pages.

The photocopiable Teacher's Resource Material, the Teacher's Guides and all of the listening material can also be downloaded from **Oxford Premium**.

Making the most of Archie's World

Tips for first classes

- Try to help the children feel secure and get them used to being in the English classroom from day one. Do this by starting to use routines straightaway. Choose some basic routines (see Routines on pages 22–24) and build on them over time.
- In the first lesson, introduce the Archie puppet (see section below for ideas on making the most of the puppet). You could also take in other soft toys for children to hold or let one child a day bring in their favourite toy to meet Archie.
- Use the flashcards to familiarise the children with the other toy characters. You can do this when telling the first story and then bring them into the Hello routine from then on.
- Use the colouring-in worksheets of the characters in the Teacher's Resource Material for the children to colour in and keep.

Tips for classroom management

Class set-up

- Make sure you have clearly sorted, organised, labelled and stored your *Archie's World* materials (use your *Archie's World* bag and box to help with this, if you like), and have arranged your different seating areas within the classroom.
- Show the children how to be aware of their personal space and to not bother those next to them. For example, during *Story time* or *Quiet time*, ask the children to sit quietly, cross-legged and paying attention. Draw out an imaginary line for them to sit quietly behind and remind them to give each other space.
- Choosing volunteers from those children who are sitting quietly with their hands up will encourage others to do the same.
- When modelling any activities or actions, even basic ones such as learning how to point, exaggerate any movements for them to copy.
- Vary the pace and activities frequently with lots of brain breaks and TPR to improve concentration.

Behaviour


- Focus on the positive, giving lots of praise for those demonstrating good behaviour – others will follow.
- Point to Archie's expressions on the Hello poster to indicate how behaviour is making him feel.
- Give particular significance to the values worked on in the stories and with the value stickers. Give praise to children demonstrating these values, reminding them of the story plot.
- Use the Archie stamper (see the *Archie stamper* section on page 27) for good behaviour. It serves as a quick, visual indication to parents and carers of the child's participation in class.

Archie puppet

- Keep Archie in a prominent place in the classroom and have him take as active a role as possible. Have him speak and interact in English only, especially during *Story time* and *Quiet time*. The children will believe he is alive, and shy children may find it easier to talk to a puppet than to an adult.
- Be creative with him. Use his patches and body to elicit vocabulary such as colours, shapes and numbers, and have him participate enthusiastically in all activities. Use him at the beginning and end of every class, to introduce different lesson stages, present and practise language, take part in songs, games, and ask the children to correct him if he makes silly mistakes.
- Any children who may be upset may find comfort in holding him. He could also – being carefully looked after – be taken home in turns.
- The children will love you taking photos of him in different places or with different items and uploading them to any shared online school space (always respecting your school safety procedures).

Classroom helper

- Each lesson you can choose a classroom helper to assist you through the lesson with tasks of your choosing.
- A photocopiable classroom helper badge is available in the TRM, both in colour and as a black and white image for colouring in (see below). Cut out the badge and attach it to the child's clothes with either a safety pin or with a piece of string pushed through the badge and looped loosely around their neck.
- You (or they!) can also write their name on the classroom helper section on the Hello poster during the Hello routine at the beginning of each lesson.
- There are plenty of opportunities to invite different children to act as a class helper. This is an excellent way of boosting individuals' confidence and giving them a sense of pride.
- Be sure to keep a record of who has been class helper so nobody is left out.





Project 1: All about me

Clothes

Overview

New language

Put on your ... *hat, jumper, shoes, skirt, trousers, T-shirt*

It's a ... *circle, rectangle, square, triangle*

orange, pink, purple (optional)

Value

We tidy up.

Materials

Archie puppet

Archie stamper

Big Book 2

audio

clothes flashcards (*hat, jumper, shoes, skirt, trousers, T-shirt*)

culture song flashcards (*orange, pink, purple*)

shapes flashcards (*circle, rectangle, square, triangle*)

Class Book worksheets 6–10 & 46

stickers: clothes, value, literacy

iPack

clothes pop-outs

parts of the body pop-outs: Doll, Little Bear and Archie

Portfolio worksheet (TRM page 27)

Assessment worksheet (TRM page 43)

Hello and Routines posters

Optional: clothes and shapes mini flashcards and wordcards (TRM pages 11–13), Evaluation grids (TRM pages 48–50)

Topic story

Put on your hat, Archie!

Listening 31 or story video

- 1 It's morning!
Hello, Ted.
Hello, Dino.
Hello, Little Bear.
Hello, Archie.
Archie? Wake up, Archie!
'Let's go out to play!' says Ted. 'Put on your **hat**, Archie.'
- 2 'Oh, no! This isn't my hat!' says Archie. 'Where's my hat?'
'Put on your **skirt**, Dino,' says Ted.
Dino puts on her skirt.
'Put on your hat, Archie.'
- 3 'Oh, no! This isn't my hat!' says Archie. 'Where's my hat?'
'Put on your **trousers**, Ted,' says Little Bear.
Ted puts on his trousers.
'Put on your hat, Archie,' says Ted.
- 4 'Oh, no! This isn't my hat!' says Archie. 'Where's my hat?'
'Put on your **jumper**, Dino,' says Ted.
Dino puts on her jumper.
'Put on your hat, Archie.'

- 5 'Oh, no! This isn't my hat!' says Archie. 'Where's my hat?'
'Put on your **T-shirt**, Little Bear,' says Ted.
Little Bear puts on his T-shirt.
'Put on your hat, Archie.'
- 6 'Oh, no! This isn't my hat!' says Archie. 'Where's my hat?'
'Put on your **shoes**, Dino,' says Ted.
Dino puts on her shoes.
- 7 Now Dino's got her skirt, her jumper and her shoes.
Ted's got his trousers and Little Bear's got his T-shirt.
'Let's go out to play!' says Ted.
But Archie is sad. 'Where's my hat?'
- 8 'My hat!' says Archie.
'Archie!' say the toys. 'That isn't a hat!'
What a fun day!
Goodnight, everyone.
Goodnight, Archie.

Topic story questions

Below are some examples of what to talk about for each story frame from Lesson 3 onwards, if you choose:

- 1 Point to the characters, and the new character, Dino. Point to the hat and ask why they think Ted is giving it to Archie.
- 2 Ask children what's the matter with Archie and his hat. Point out the new hat Ted has got and ask if they think this is Archie's hat. Point to Dino and explain that she's getting ready to go out by putting on her skirt.
- 3 Point out the clothes the toys are putting on. Ask children what's the matter with Archie and his hat.
- 4 Point to the clothes the toys are putting on. Ask if the hat Ted has got is *big* or *small*.
- 5 Point to the clothes the toys are wearing. Ask what colour the hat is that Ted is holding.
- 6 Point to the clothes the toys are wearing. Ask where Little Bear is going.
- 7 Point to the clothes the toys are wearing. Ask how Archie is feeling.
- 8 Point to Archie and his hat. Make sure they understand that the hat is really a pair of shorts, but they fit Archie perfectly as his horns go through the holes. Point to the tidy pile of clothes in the small image. Ask children to say *Goodnight* to all the characters.


Vocabulary actions

Clothes

hat, jumper, shoes, skirt, trousers, T-shirt: point to or pretend to put on the relevant clothes item

Shapes

circle, rectangle, square, triangle: draw the relevant shape in the air



★ Lesson 4

Key language

New: *Put on your ... hat, jumper, shoes, skirt, trousers, T-shirt*

Revised: *sad*

Incidental: *Let's go out to play! Oh, no! This isn't my hat! Where's my hat?*

Materials

Archie puppet, Big Book 2, audio, clothes flashcards, iPack, clothes pop-outs, parts of the body pop-outs: Doll, Little Bear and Archie

Lesson preparation

Prepare the pop-outs for each child (optional).

1 Hello routine

- Do your chosen Hello routine (see page 22).

► IWB: HELLO

2 Vocabulary review: clothes and structure presentation: *Put on your ...*

- Have Archie get excited as he finds the clothes flashcards. Have Archie hand the flashcards to you, one by one. As you see each one, mime putting on the clothes item and say ***Put on your (shoes).*** (or use listening 34). Encourage children to do the same and repeat.
- If there's time, choose a game from the Games bank to practise the language further (pages 28 and 29).

Structure: Put on your ...  34

Put on your hat. Put on your jumper.

Put on your shoes. Put on your skirt.

Put on your trousers. Put on your T-shirt.

► IWB: LET'S REVIEW

3 Pop-outs preparation

- Play the *Table time* song (listening 17).
- Have Archie get excited as he finds a set of the clothes pop-outs. Show one to the children and say ***Oh! It's a (T-shirt).*** Demonstrate how to pop them out and hold the handles.

- Now have Archie get excited to find the children's pop-outs and ask your class helper to hand them out. Help children pop out the pictures and say the vocabulary.

► IWB: LET'S MAKE

4 Watch the story video: *Put on your hat, Archie!*

- Make sure everyone has their clothes pop-outs and also their Doll, Archie and Little Bear pop-outs from the previous topic. Say ***Put on your (shoes), (Doll).*** and encourage children to hold up the correct clothes and character pop-outs.
- Play the *Put on your hat, Archie!* story video, pausing for children to hold up the relevant pop-outs as the characters and clothes items are mentioned in the story.

► IWB: LET'S WATCH

5 Story performance

- Have Archie get excited as he finds a set of the clothes pop-outs and the Doll, Archie and Little Bear pop-outs from the previous topic. Say the clothes and characters together. Explain that the children are going to do their own performance of the story.
- Choose four volunteers to take the roles of Archie, Dino, Little Bear and Ted. Ensure the rest of the class have their pop-outs ready.
- Read the story or play the recording (listening 31), encouraging the main characters to act out their parts with actions and any words they can manage. Pause the recording, as needed, to allow them the time to do this.
- Encourage the rest of the class to join in with the story with their pop-outs and any words or actions they know.
- Repeat the procedure, giving other children the chance to take the lead roles.

► IWB: LET'S ACT

6 Goodbye routine

- Encourage children to tidy up by singing or playing the *Tidy up* song (listening 18).
- Do your chosen Goodbye routine (see page 24).

► IWB: GOODBYE

Extra activities

Indoor

clothes pop-outs

- Allow the children time to play freely with their pop-outs. Let them choose if they want to play with friends or individually.

Outdoor

clothes pop-outs

- Place the clothes pop-outs in different places. Split the children into three groups and allocate them each a character (Dino, Ted and Little Bear). Say ***Put on your (shoes), (Little Bear).*** and the children in the Little Bear group must run to the shoes pop-out. When you say ***Put on your hat, Archie.*** all children must run to the hat pop-out.

Archie's World A flashcards

Routines

Characters

Archie
Blue Bird
Ted
Doll
Dino
Little Bear

Numbers 1–10

one
two
three
four
five
six
seven
eight
nine
ten

Colours

red
blue
green
yellow
pink
purple
orange
brown
black
white

Weather

sunny
rainy
cloudy
windy

★ Parts of the body

arms
body
feet
hands
head
legs

Culture song

knees
shoulders
toes

Actions

clap
nod
stamp
wave

★ Clothes

hat
jumper
shoes
skirt
trousers
T-shirt

Culture song

orange
pink
purple

Shapes

circle
rectangle
square
triangle

◆ Family

baby
brother
daddy
grandad
granny
mummy
sister

Culture song

bed
in
out

Rooms in the house

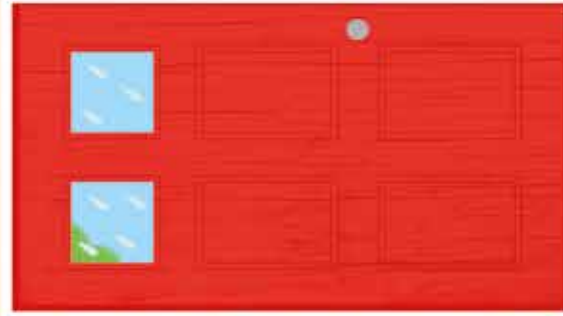
bathroom
bedroom
kitchen
living room

Archie's World

A



Put on your hat, Archie!



'Oh, no! This isn't my hat!' says Archie.

'Where's my hat?'

'Put on your **SKIRT**, Dino,' says Ted.

Dino puts on her skirt.

'Put on your hat, Archie.'



OXFORD

Archie's World



Review Stories **A**



Jen Dobson

It's morning!
Hello, everyone.
Hello, Archie.
Archie? Wake up, Archie!

Archie's got a scarf and Blue Bird's got a **HAT**.
'Let's dress up!' says Archie.
'Tweet!' says Blue Bird.



It's a monster!

Tweet!



Zzz



Look at the clothes!

Dino's got some **TROUSERS** for Ted,
a **JUMPER** for Doll and some **SHOES** for Little Bear.

'Put on your trousers, Ted,' says Dino.

'Put on your jumper, Doll. Put on your shoes, Little Bear.'









Archie's World




Teacher's Resource Material A

Contents

Class helper badge	page 2
Colouring pages	page 3
Mini flashcards and wordcards	page 8
Portfolio worksheets	page 26
Review project crafts	page 32
Seasons and festivals crafts	page 34
Assessment worksheets	page 42
Evaluation grids	page 48
Course certificate	page 51


Colouring Archie and Blue Bird

■ Colour Archie and Blue Bird.




Mini flashcards Clothes

★ Cut out your mini flashcards and play.



★ Cut out your wordcards and play.

			
HAT	JUMPER	SHOES	
SKIRT	TROUSERS	T-SHIRT	

Evaluation grid

Name: _____

1 = progressing well
 2 = needs to improve
 ? = no opportunity to observe

OBJECTIVE	TERM/TOPIC	1	2	?	OBSERVATION
1 Self-knowledge and autonomy					
1 Confidence in group work and individual tasks					
2 Body awareness: movement and coordination					
3 Identifying and expressing emotions, and respecting the feelings of others					
4 Demonstrating initiative and autonomy in routine activities					
5 Showing a respectful and collaborative attitude towards others					
6 Development of good health and hygiene habits, and emotional well-being					

Congratulations!

Name:

You have completed

Archie's World

A



