

1

What's fun about music?



Mia's star post ★

Dancing to music is fun!




Sing along with Ania



Look with Mason



Music World



Find out with Ben



Discover with Theo

BIG POLL

Do you prefer ...
listening
or **dancing**
to music?

Lesson 1

THE BIG QUESTION

1 Look and answer.

- 1 What's the Big Question for unit 1?
- 2 Who are the posts from?
- 3 What can you see in the pictures?

2 Which things do you see in the Big Question video? Watch then answer. ▶

- children dancing
- children singing
- Mia dancing
- Mia playing the piano
- three boys
- a teacher
- green T-shirts
- yellow caps

3 **Think** What are your answers to the Big Question?

Keep a list of your answers on the Big Question poster.

UNIT 1 THE BIG QUESTION POSTER

1 what's fun about music?

OUR ANSWERS

4 Answer the Big Poll.

5 Watch the Big Question video again. ▶
Complete the activities. **AB Page 6**

1

Lesson 2 Vocabulary and song

What's fun about music?

Playing an instrument is fun!



Ania

1 **Think** Which instruments do you know?

2 **Listen, point and repeat.** 1:09
Compare your list with Ania's.

3 **Listen and say the instrument.** 1:10

Ania's list



1 guitar



2 drums



3 keyboard



4 recorder



5 cymbals



6 violin



7 trumpet



8 cello



9 flute



10 saxophone

4 **Listen and sing.** 1:11

*The Hamley Band
Play music at home.
A violin, a trumpet, a saxophone.
A flute, a recorder,
And cymbals, too.
Oh! The Hamley Family Band.*

Here's Grandpa. He's a star.
What does he play?
He plays the guitar.
He plays the guitar in the band.
The Hamley Family Band.

Here's Mum. She likes having fun.
What does she play?
She plays the drums.
She plays the drums in the band.
The Hamley Family Band.

Here's Uncle Marcello.
Hello Marcello!
What does he play?
He plays the cello.
He plays the cello in the band.
The Hamley Family Band.

Chorus



5 **Communicate** Ask and answer. 1:12

Do you play the guitar?


Yes, I do.

Do you play the keyboard?

No, I don't.

1

Lesson 3 Grammar

1 Listen, read and look at the picture.  1-13 How are Ania and her sister different?



This is a photo of my sister and her band.



Wow! What does your sister play, Ania?



She plays the trumpet.



I can see her! When does she practise?



She practises on Tuesdays and Thursdays.



Where does she perform?



She performs at concerts. She's great! I play the violin. It's difficult! I practise every day and I perform at school.

2 Listen and follow.  1-14 Ask and answer about Ania's sister.

What			play?	He	plays	the violin.	the trumpet.
When	does	he	practise?	She	practises	on Tuesdays and Thursdays.	every day.
Where		she	perform?		performs	at concerts.	at school.

3 Look, listen and read.  1-15

4 Communicate  Play the game.

What does he play?

He plays the keyboard.

When does he practise?




He practises on Wednesdays.

Where does he perform?

He performs at concerts.

I know! It's Oscar!



- 1 **Think**  What kinds of music do you know?
- 2 Listen, point and repeat.  1•17
- 3 Listen and say the music.  1•18

Mason's list



1 pop



2 folk



3 classical



4 hip hop



5 rock



6 reggae

4 **BEFORE YOU READ** This story is about a *trumptar drumbal*. Can you guess what a *trumptar drumbal* is?

5 Listen, read and check your ideas.  1•19

6 **AFTER YOU READ** Watch the story video.  Complete the activities. **AB Page 9**

What's fun about music?

You can listen to lots of different kinds of music!

Mason



Music World

1

Look, Mason! There's a rock and pop festival here.



Fantastic! I often listen to rock and pop music!

2

Me, too! But we haven't got any tickets.



Aww! I never go to concerts!

3

Look Mason! A challenge. What's a **trumptar drumbal**?

Challenge

Learn to play the **trumptar drumbal!**
Win two tickets for the music festival.



And where can we find one?



4

Look Lily!
Let's ask that
old woman!



5

Go that way!

OK! Thanks!

Wait a minute!


It's Trick! Let's go the other way, Mason!



6

It's an instrument!
How do you play it?

I don't know. Do you play
an instrument, Mason?



7

I play the trumpet.

But this
doesn't
work!



8

I sometimes play the
drums at school ...

But I can't play
this drum!



9

Hmm ...

Maybe it's an instrument
for **two** people ...



10

Yay!



11

This is cool!

It's great! Well done, Mason!
You always have good ideas.

LEVEL UP >>>

1 REMEMBER THE STORY Read. Who's speaking?

- 1 I often listen to rock and pop music.
- 2 I never go to concerts.
- 3 I sometimes play the drums at school.
- 4 You always have good ideas.

Lily

Mason

2 Look at the sentences from the story. Where do *sometimes* and *often* go in the key?

always



?



?



never

3 Listen and follow.  1:20 **Think**  Make true sentences about you.

I	always	play	rock	music.
	often	listen to	pop	
He	sometimes	dance to	hip hop	
She	never	plays	classical	
		listens to		
		dances to		

Look!

These adverbs go before the verb.

I **always** play rock music.

4 **Think, pair, share!** What do you always, often, sometimes and never do on Saturdays?

have breakfast
do sport
read comics
do my homework
go to school
play video games

I always do sport on Saturdays.



He never has breakfast on Saturdays.




I never have breakfast on Saturdays.

She always does sport on Saturdays.

1 Look at the pictures of the musical instruments. Answer.

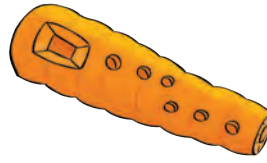
We usually make musical instruments from metal or wood.
What are these instruments made from?



courgette clarinet



pumpkin drum



carrot flute

What's fun about music?

You can make your own instruments.



How to make a **pepper** shaker!

1 You need:






a pepper



a knife



some rice



2 Look at the pictures 1-6. Find the correct instruction (a-f) for each picture (1-6).

- | | |
|--|--|
| a Shake your shaker! | d You need these things to make a pepper shaker. |
| b Add the rice. | e Put the top on the pepper. |
| c Cut the top off the pepper.
Ask an adult to help you. | f Take out the seeds. |

3 **Think, pair, share!** What other instruments can you make with vegetables? How?

What's fun about music?

You can listen to live music at festivals and carnivals.



Theo

- 1 **BEFORE YOU READ** Look at the photos on the leaflet. What can you do at the carnival?
- 2 **Think** Ask a question about the carnival.
- 3 Read and listen. Does the leaflet answer your question?

Notting Hill Carnival

Saturday 29th to
Monday 31st August

10.00 am to 8.30 pm



Notting Hill Carnival is a Caribbean carnival. It's in West London in England. The carnival is for three days in August. More than one million visitors come to Notting Hill Carnival every year.

Saturday 29th August

On Saturday there's a steel band competition. Steel band music is very popular in the Caribbean. The musicians play steel drums. Steel drums are a traditional instrument from Trinidad and Tobago.

Before the carnival, the bands practise for the competition. At the carnival, the bands can win prizes. Lots of people come to the carnival to listen to music.

Sunday 30th August

Sunday is Children's Day at the carnival. Lots of children from schools in London come on this day. Before the carnival, people make special costumes. The costumes have lots of colours. The children wear these fantastic costumes at the carnival. They walk and dance in the streets.

Monday 31st August

The last Monday in August is a national holiday in England. Lots of people come to the carnival. There's a lot of music and dancing. People cook traditional Caribbean food in the street. You can eat meat, chicken and rice. You can buy tropical fruit like bananas, watermelon and pineapple, too.

- 4 **AFTER YOU READ** Complete the activities.

AB Page 12

Big Values!

Take part in different festivals in your community!



1

Lesson 8 Culture

1 Listen to Theo. 1•24 Answer.

Which day at Notting Hill Carnival does he prefer?

2 Listen again. 1•24 Which things does Theo do?

- 1 He plays steel drums.
- 2 He dances to music.
- 3 He wears a costume.
- 4 He eats chicken.
- 5 He eats watermelon.

3 **Think, pair, share!** Which music events or festivals are in your country?

4 Complete the activities. AB Page 13



Lesson 9 Writing

The **Big Write** AB Pages 14–15

Lesson 10

THE BIG QUESTION REVIEW



1 Watch and answer the questions on the review video.

2 Look back at the unit and say the missing words. Then compare your answers on the Big Question poster.



to music is fun!



You can your own instruments.



Playing an is fun!



You can listen to live music at festivals and .



You can to lots of different kinds of music!




Having a favourite is fun.

3 **Communicate** Ask and answer.

Which is your favourite answer?

'Playing an instrument is fun! I play the flute!'

4 Complete the self-evaluation activities. AB Page 15

- 1 Look at the pictures. What can you see?
- 2 Listen to the examiner and the pupil.  1+28
Point to the pictures and say the letter (A-F).



- 3 Listen and follow the dialogue.  1+29



Do you play a musical instrument?

What kind of music do you like?

When do you listen to music?

Yes, I do. I play the saxophone.

I like pop music.

After school.



Exam tip!

If you don't understand the question, say *'I'm sorry. Can you repeat the question, please?'*

Practice

- 4 Practise your own dialogue in pairs. Use the word pool to help you.

guitar	keyboard	violin	classical	rock	hip hop
At breakfast.			At the weekend.		In the evening.