

5 Life's a dream

UNIT OBJECTIVES

- ⚡ describe activities happening now and regular events
- ⚡ order food and drink
- ⚡ write about a photograph

PROJECT
360°

make a scrapbook
page for a film





Vocabulary Adventure equipment

i Vocabulary presentation

1 5.01 Look at the photos and match the equipment 1-12 to the words in the box. Then listen and check.

backpack binoculars compass first-aid kit
insect repellent map sleeping bag sunscreen
tent tools torch waterproof jacket

2 Choose the correct option.

You use ...

- 1 a **tent** / **backpack** to carry your equipment.
- 2 **tools** / **sunscreen** to make or repair things.
- 3 a **compass** / **torch** to see at night.
- 4 **binoculars** / **tools** to see long distances.
- 5 a **map** / **tent** and a sleeping bag to sleep outside.

3 Match the words in the box to situations 1-5.

a compass insect repellent a first-aid kit a map
sunscreen a waterproof jacket

- | | |
|---------------------------------------|-------------------------------|
| 1 It's raining. (...) | 4 You have an accident. (...) |
| 2 It's hot and sunny. (...) | 5 You're lost. (...) |
| 3 There are a lot of mosquitos. (...) | |

4 Do you use any of the equipment in the photos? When?

i Vocabulary practice

5 Watch the video and answer the questions.


i Video Fun activities



Teenage traveller

LEARNING OBJECTIVES ⚡ Learn about someone who is travelling around the world ⚡ Use the present continuous


Reading

i  Reading strategy

1  **5.02** Read and listen to Réka's blog post. Match photos 1-5 to the extracts A-E.

2 Read the blog again and answer the questions.

- 1 Who is Réka travelling with?
- 2 Which country do they explore first?
- 3 Where is Réka staying in Peru?
- 4 What is Réka doing in Hungary?
- 5 What are they doing in Spain?

3  Would you like Réka's life?

4 How do you say the words in the Learn it! box in your language?

 **LEARN IT!**

False friends
story history

i Reading extension



2



DID YOU KNOW?

Home schooling is when parents teach their children at home.




1

The world is my classroom

My name is Réka Kaponay. Welcome to my blog! You can follow me on the interactive map on the website.

- A** My brother and I don't go to school; we are travelling around the world with our parents. First stop: Australia, our home country. Our parents are teaching us subjects like maths and science. We are also learning about history and culture from talking to local people. The world is our 'classroom'.
- B** We're in Columbia. I'm practising my Spanish! Everywhere we travel, people are so friendly. This man is driving us to a fishing village in his truck. I'm enjoying the ride!
- C** We're in Peru now. We're staying with a local family. In this photo, we are standing on top of a mountain. I'm wearing my waterproof jacket because it's cold and rainy.
- D** Stories are an important part of my journey. Here in Hungary, I'm writing a novel. It's a story of adventure and mystery!
- E** We're walking the Camino de Santiago in Spain. I'm carrying my tent, my sleeping bag and my backpack. They're all I need!

3



4

4

5

Grammar

Present continuous

i Grammar animation

Affirmative	
I'm travelling.	
You're driving.	
He / She / It's flying.	
You / We / They're walking.	
Negative	
I'm not reading.	
You aren't writing.	
He / She / It isn't swimming.	
You / We / They aren't sleeping.	
Questions	Short Answers
Am I walking?	Yes, you are . No, you aren't .
Are you writing a novel?	Yes, I am . No, I'm not .
Is he / she / it swimming?	Yes, he / she / it is . No, he / she / it isn't .
Are we / you / they sleeping?	Yes, we / you / they are . No, we / you / they aren't .
Wh- questions	
What are you doing?	
What is she carrying?	

5 **Study the tables. Then choose the correct option to complete the rules.**

- The present simple of *be* goes **before** / **after** the main verb.
- We add **-ing** / **-s** to the main verb.

6 **Copy and complete the sentences with the present continuous form of the verbs in brackets.**

I (sleep) in a tent. I (not sleep) at home.

I'm sleeping in a tent. I'm not sleeping at home.

- You (drive) a car. You (not drive) a truck.
- They (practise) English. They (not practise) French.
- I (study) maths. I (not study) science.
- We (make) bread. We (not make) pizza.
- He (open) the window. He (not close) the window.

7 **Write five questions and short answers for the sentences in exercise 6.**

Am I sleeping in a tent? Yes, I am.

Am I sleeping at home? No, I'm not.

8 **Copy and complete the posts. Use the present continuous form of the verbs in brackets.**

📷
PHOTO SHARE
➦



Natalie

Lucy and I (1) (camp) near a small village. We (2) (carry) our things in a backpack.

Tonight it's cold, but I (3) (sleep) in a warm tent. #hiking #camping

COMMENTS

LaraJ (4) (you wear) insect repellent? There are a lot of mosquitos at this time of year.

MikeyS What (5) (she look) at with her binoculars?!!!

🏠
🔍
+
❤️
➦

i Grammar practice

Your turn

9 **Mime an activity. Use the activities in the box or think of new ones. What are you doing? Ask and answer questions.**

carrying (something) drawing drinking eating
looking at (something) making (something)
playing reading sleeping writing

What am I doing?

Are you reading?

Yes, I am. But what am I reading?

Are you reading a novel?

No, I'm not.

Are you reading a map?

Yes, I am. Your turn!

5.3

Morgan Spence, film-maker

LEARNING OBJECTIVES ⚡ Learn about a young film animator ⚡ Use the present continuous and the present simple

Vocabulary and Listening

Creations and actions

i Vocabulary presentation

1 **🔗** Match the verbs in the box to the phrases. Some verbs go with more than one phrase.

build edit paint perform play post
score sing take win

- 1 (...) a goal
- 2 (...) a picture
- 3 (...) a competition
- 4 (...) a model
- 5 (...) a photo
- 6 (...) in a band
- 7 (...) a video online
- 8 (...) a film
- 9 (...) on stage
- 10 (...) an instrument

2 Which verbs from exercise 1 can you see in the photos?

i Vocabulary practice

3 Look at the photos of Morgan Spence and read the profile. How does he make his films?

i 🎧 Listening strategy


4 **🔊 5.03** Morgan is talking about his work. Listen and choose the correct option.

- 1 Morgan is from **a village / Glasgow** in Scotland.
- 2 One of his hobbies is **taking photos / making films**.
- 3 It takes 900 photos to make one **second / minute** of film.
- 4 At the moment, he's working **in Glasgow / at home**.
- 5 Morgan usually makes his films in **a big studio / his bedroom**.

5 **🔊 5.04** Now listen to Morgan talking about one of his films. Number the photos A-D in the order he describes them.

Making models come alive!

Morgan Spence is 18. He's from Scotland. He builds models and takes photos of them. Then he uses 'stop-motion animation' to make films. Morgan edits his films. Then he posts the videos online. People all around the world watch them!



🤪 NO WAY!
It takes Morgan about two weeks to make one minute of film.

Grammar

Present continuous and Present simple

i Grammar animation

Present continuous	Present simple
Right now , I'm working in a film studio.	I usually make my films in my bedroom.
At the moment , she's editing a video.	She often posts her videos online.
They're sleeping now .	They always go to bed late on Saturdays.

6 Study the examples in the table. Then copy and complete the rules with *simple* or *continuous*.

- We use the present (...) to talk about routines.
- We use the present (...) to talk about actions that are in progress now.
- We often use adverbs of frequency with the present (...).
- We often use *now*, *right now* and *at the moment* with the present (...).

7 Choose the correct option.

- We **get up** / **are getting up** at 7 a.m. every day.
- At the moment, he **makes** / **'s making** a film about his village.
- Run! The bus **comes** / **is coming**. I can see it!
- Does he practise** / **Is he practising** the guitar right now?
- What **does Harry do** / **is Harry doing** in his free time?

8 Copy and complete the sentences with the present simple or present continuous form of the verbs.

- I always (...) (take) a lot of photos on holiday.
- She (...) (not work) right now.
- In their free time, they (...) (play) in a band.
- What (...) (he / paint) at the moment?
- What time (...) (school / start)?

9 Copy and complete the sentences with the present simple or present continuous form of the verbs.



Every year, we have a summer festival at my school. There's food 🍷 and music 🎤 and lots of competitions. We (1) (take) photos 📷 and (2) (make) videos. I'm in a band and in this video, we (3) (perform) in the music competition. I usually (4) (play) the trumpet 🎺, but here I (5) (sing) 🎤 and my friend Lily (6) (play) the guitar 🎸. You can watch the video on the school website. It's brilliant!

i Grammar practice

Your turn

10 Say three things that you do on a typical weekend. Use the present simple and an adverb of frequency.

I always hang out with friends.

I sometimes go to the cinema.

I usually play video games.

11 Now imagine your dream weekend. What are you doing? Use the present continuous and *now*, *right now* or *at the moment*.

It's my dream weekend: Right now, I'm swimming in the Caribbean sea and I ...



5.4

Everyday English

LEARNING OBJECTIVES ⚡ Order food and drink

Prepare

- 1 **Video 1** Watch the introduction to Dan's vlog. What is Dan's favourite food?



- 2 Look at the menu and answer the questions.

- How much is a meal deal?
- What does a meal deal include?
- How much do extra ingredients cost?

MEAL DEAL £4.99!

(a main, a side and a drink)

Mains (£3.75)	
<p>Burger</p> <p>Veggie burger</p> <p>Chicken burger with cheese + 50p</p> <p>Chicken wings</p>	<p>Hot dog with bacon or cheese + 50p</p> <p>Pizza with extra cheese / mushrooms / ham + 50p</p> <p>Veggie wrap</p>
	
Sides (£1.50)	
<p>Chips</p> <p>Salad</p>	<div style="background-color: #e91e63; color: white; padding: 5px;">Drinks</div> <p>Cola / Lemonade 99p</p> <p>Orange / Apple juice £1.25</p> <p>Milkshakes £1.25 banana, chocolate or strawberry</p> <p>Mineral water 99p</p>
	

- 3 **Video 2** Watch the vlog. What do Dan and Laura order from the menu in exercise 2? Copy and complete the notes.

	Dan	Laura
Mains	Hot dog with cheese	
Sides		
Drinks		



- 4 **Video 3** Look at the photo. What do you think is happening? Choose the best answer. Watch the vlog and check your answer.



- Dan doesn't like his hot dog.
- Dan is laughing at a joke.
- The chilli sauce is very spicy.

Practise

- 5 5.05 Complete the dialogue with the phrases in the box. Then listen and check.

Can I have I'll have chips
I'd like a lemonade How much
What would you like Would you like

- Server What can I get you?
Customer Can I have chicken wings, please?
Server (1) any sides with that?
Customer Yes, (2), please.
Server (3) to drink?
Customer (4), please.
Customer (5) is that?
Server That's £4.99.

- 6 Now practise the dialogue in exercise 5. Take turns to be the server and the customer.

- 7 **Conversation Video 4** Now your turn! Watch the video and follow the on-screen instructions.



- 8 5.06 Say the words in the Say it! box. Then listen, check and repeat.

Say it!

The /f/ sound

delicious milkshake mushroom
she sure special

Speak

Practise ordering food and drink.

- Choose some food and drink from the menu in exercise 2.
- Take turns to be the server and customer.
- Customers: order your food and drink.
Servers: serve the customer and calculate the price.
- Use the Dialogue Builder and the dialogue in exercise 5 to help you.

Dialogue Builder

Server → Customer

Hi! What can I get you? Can I have ..., please.

To eat in, or take away? ..., please.

Would you like any sides with that? Yes, I'll have ..., please.

What would you like to drink? I'd like ..., please.

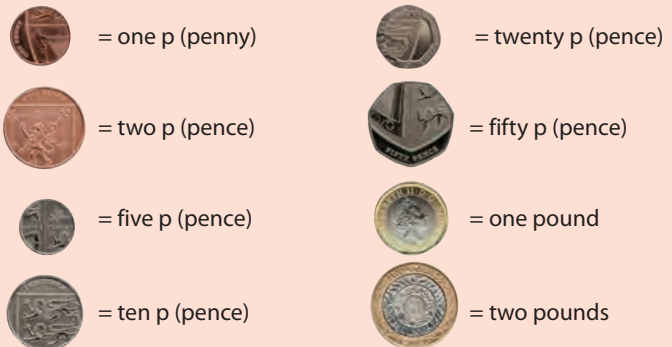
← Customer

Server Here you are! How much is that?
That's ...

Life Skills

Using foreign money

Paying for things when you're in another country can be confusing. Learn to recognize British coins.



5.5

Writing about a photograph

LEARNING OBJECTIVES ⚡ Writing about a photo ⚡ Use time expressions for regular and specific actions

Inbox 11

Flag


Send

Trash

Drafts

Group

Sarah_Cornwall 🔍



My name's Sarah and I'm 13. I'm from Newlyn in Cornwall. I live in a flat with my mum, dad and brother.

In my free time, I do many things. **Every evening**, I play the guitar. **At the moment**, I'm learning some rock songs. In this photo, I'm playing the guitar and my friend Lara is listening. We want to have a band one day.

This is a photo of a pizza. My brother Joe and I are making it for dinner. My parents **usually** cook, but **today** Joe and I are cooking. We're making tiramisu for dessert. It's our favourite!

Model text

1 Read Sarah's email and find:

- 1 an activity that Sarah does regularly.
- 2 an activity that she's doing in this period.
- 3 what she's doing now.

Look at language

Using time expressions

2 📌 Copy and complete the rules with the highlighted adverbs and phrases in the text.

We use (1) and (2) to talk about routines and habits.
 We use (3) and (4) to talk about actions in progress now.

3 Copy and complete the sentences with your own ideas.

- 1 I usually (...).
- 2 Today, I'm (...).
- 3 Every evening, I (...).
- 4 At the moment, I'm (...).

i Language practice

4 📌 Write about a photograph. Follow the steps in the Writing Builder.

Writing Builder

1 THINK AND PLAN

Choose a photo. Look at your photo and make notes.

- Where are you?
- What are you doing / wearing?
- Who are you with?
- How often do you usually do this activity?

2 WRITE

Paragraph 1 Give some personal details about you and your family.

I'm Ewan, and I'm from Edinburgh ...

Paragraph 2 Write about the things you like and do regularly and give examples.

I like music and I sing in a band with my friends. We usually practise at weekends. At the moment, we're learning some new songs for a concert.

Paragraph 3 Describe what you are doing in your photo.

In this photo, I'm performing with my band.

3 CHECK

- Time expressions
- Present simple
- Present continuous

5 Language summary

Vocabulary

5.1 5.07 Adventure equipment

backpack
binoculars
compass
first-aid kit
insect repellent
map
sleeping bag
sunscreen
tent
tools
torch
waterproof jacket

5.3 5.08 Creations and actions

build (a model)
edit (a film / a photo / a video)
paint (a picture)
perform (on stage)
play (an instrument / in a band)
post (a video online)
score (a goal)
sing (in a band / on stage)
take (a photo)
win (a competition)

Grammar

5.2 Present continuous (actions in progress now)

Affirmative		
I	'm	swimming.
You / We / They	're	
He / She / It	's	

Negative		
I	'm not	carrying a backpack.
You / We / They	aren't	
He / She / It	isn't	

Questions and short answers		Affirmative	Negative
Am	I	Yes, I am.	No, I'm not.
Are	you / we / they	Yes, they are.	No, they aren't.
Is	he / she / it	Yes, she is.	No, he isn't.

What are you doing?

5.3 Present continuous and Present simple

Present continuous (actions in progress now)

She's listening to music **at the moment**.

Present simple (routines)

She **often** listens to music.

Everyday English

5.4 Order food and drink

Server

What can I get you?
To eat in, or take away?
Would you like any sides with that?
What would you like to drink?
That's (£4.99).

Customer

Can I have (chicken wings), please?
To take away, please.
Yes, I'll have (chips), please.
I'd like (a mineral water), please
How much is that?

Prop-maker's workshop

LEARNING OBJECTIVES ⚡ Learn about film props ⚡ Create a scrapbook page for a film

Unit 5 360° hotspots ▲ ● ○ ◐ ★



Think

- 1 🎧 Read the text and look at the photo. Who uses props? Who makes them?

Props are objects that **actors** use in films. Some props are **common objects** like books or plants. They make the film look real and authentic. Other props are **special objects**, for example, a weapon for an important character in a film, or a magical object. They are important to the story. The ring in *The Lord of the Rings* and the magical board game in *Jumanji* are special objects. People who make props are called **prop makers**.



Explore

Access the interactive 360° content now!

- 2 Explore the 360° photo of a prop-maker's workshop. Find these props in the workshop. Which do you think are common objects? Which are special objects?
- a hat
 - a train
 - jewellery
 - a space weapon
 - a trophy
 - a station
 - a uniform
 - books
 - a skull
 - a fossil
- 3 🎧 Watch and listen to the prop maker and answer the questions.
- 1 What type of film is she working on?
 - 2 What prop is she designing?
 - 3 Who uses the prop in the film?



RESEARCH IT! 🌐

Go online and find out:

Are any famous films or TV programs made in your country? Are any film props made in your country?



4 ▲ ■ ● ● ★ Look through all the props in the studio. What type of film do you think each prop is for? Match photos A-E to the film descriptions 1-5.

- 1 An adventure film about an archaeologist. (...)
- 2 A drama about a poor girl with a valuable necklace. (...)
- 3 A drama about a sports champion. (...)
- 4 A science-fiction film about space wars. (...)
- 5 An historical film about a real war. (...)

5 Read the prop makers' quotes. Which props A-E from exercise 4 are they talking about?

- 1 'We design them using computers and 3D printers.'
- 2 'The main character wins this at the end of the film.'
- 3 'It needs to look good because the main character wears it.'
- 4 'We study real uniforms from the period.'
- 5 'We make detailed notes about their characteristics.'

Reflect

6 🗣️ Think about your favourite film. What props can you remember from the film? Make a list. Choose three props. Write a sentence about why the prop is important for the film.

PROJECT TASK

📌 Create a prop maker's scrapbook page for a film.

Before you start:

Look at the scrapbook pages in hotspots ● and ● and answer the questions.

- What props can you see?
- What types of film are they for?
- Why do you think the props are important for the film?

STEP 1

👥 Work in groups. Choose a film for your scrapbook page. It can be real or invented.

STEP 2

Make notes about your film. Answer these questions:

- Who are the main characters?
- What is the story?
- What props do you need?

STEP 3

Find photos of the props or draw pictures.

STEP 4

Write a short caption for each prop. Include the name of the prop and why it is important for the film. Use a dictionary to look up new words.

STEP 5

Decide where to put each prop on the page.

- Write the title of the film first.
- Position the images and captions below the title.
- Show your scrapbook to the rest of the class.