






# 2 In Town

## Lesson 1 Jobs

A Listen, point, and say.



1 	2 	3 	4 	5 	6 
doctor	nurse	teacher	student	pilot	cook

B Listen and number.




**C Listen and say. Then practice.**



He's | a doctor.    He | isn't a nurse.  
 She's |                      She |

He's = He is  
 She's = She is  
 isn't = is not



**D Listen, ask, and answer. Then practice.**



Is | he | a doctor?  
       | she |

Yes, | he | is.  
       | she |

No, | he | isn't.    He's | a nurse.  
       | she |                She's |



**E Look at B. Point, ask, and answer.**



Is she a pilot?

Yes, she is.

Choose a job.  
 Act it out!





# Lesson 2 Jobs

**A** Listen, point, and say.



police officer



firefighter



bus driver



soccer player

**B** Listen and say. Then practice.



They're **police officers**. They aren't **firefighters**.

They're = They are  
aren't = are not

police officers **s** firefighters **s** bus drivers **s** soccer players **s**



**C Listen, ask, and answer. Then practice.**



Are they **police officers**? Yes, they are.  
 No, they aren't. They're **firefighters**.



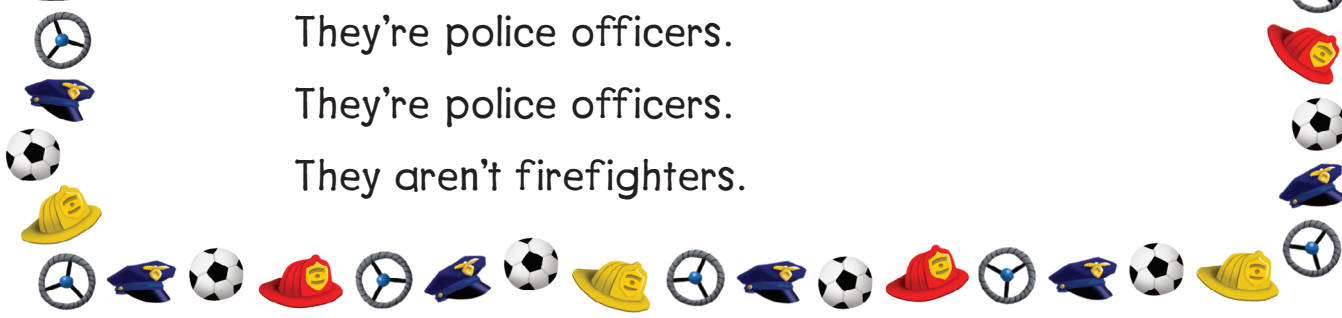
**D Sing.**



**Are They Firefighters?**



Are they firefighters? No, they aren't.  
 Are they police officers? Yes, they are.  
 They're police officers.  
 They're police officers.  
 They aren't firefighters.



**E Draw and write. Show and tell.**



They're firefighters.



Look at **(B)**.  
 How many jobs?  
 How many people?



# Lesson 3 Story

**A** Talk about the pictures. Then listen and read.



## Oh, Danny



**Value**  
Be careful.



**B Listen and circle ✓ or X.** 



**C Sing.**  

**May I Borrow Your Phone?**

Excuse me. May I borrow your phone?

Sure. Here you are.

Thanks!

You're welcome!

Please may I borrow your phone?

Sure! Here you are.



**D Listen and say. Then act.**  

Excuse me. May I borrow your phone?

Thanks.

Sure. Here you are.



phone



pen



marker

Look at **(A)**.  
What's wrong?



# Lesson 4 Places







**A** Watch the video.



**B** Listen, point, and say.



<p><b>1</b></p>  <p>hospital</p>	<p><b>2</b></p>  <p>school</p>	<p><b>3</b></p>  <p>home</p>	<p><b>4</b></p>  <p>restaurant</p>
---	---	--	---

**C** Listen, ask, and answer. Then practice.



Where's the **doctor** ?

He's | at the **hospital**.  
She's


Where's = Where is  
He's = He is  
She's = She is

at home      at **the** hospital  
at school    at **the** restaurant



**D Listen and ✓.**  35



1.			✓		
2.					
3.					
4.					

**E Look at D. Ask and answer.** 

Where's the nurse?

She's at the restaurant.

**F Look at the poster. Talk about it.** 

Watch the video.  
How many places  
can you see?





# ✓ Check Up 1

Units 1 and 2

## A Listen and circle.



1.



2.



3.



4.



5.



6.



## B Read and ✓.

1. Is he sick?



Yes, he is.

No, he isn't.

2. Are they firefighters?



Yes, they are.

No, they aren't.

3. Where's the teacher?



He's at the restaurant.

He's at school.

4. Is she a doctor?



Yes, she is.

No, she isn't. She's a pilot.

**C Write.**

1. Where's the cook?

She's at the restaurant.

2. Are \_\_\_\_\_ hot? Yes, I \_\_\_\_\_

3. What \_\_\_\_\_ he see?

He can \_\_\_\_\_ a pizza.

4. Are you hungry? No, \_\_\_\_\_ not.



**D Listen and write. Then act.**



1. Ouch! \_\_\_\_\_  
\_\_\_\_\_

My leg hurts.

2. Excuse me. May I borrow your phone?

\_\_\_\_\_  
\_\_\_\_\_  
\_\_\_\_\_

Thanks.

**E What can you do? Read and ✓.**

I can talk about...							
feelings	<input type="checkbox"/>	<input type="checkbox"/>	<input type="checkbox"/>	jobs	<input type="checkbox"/>	<input type="checkbox"/>	<input type="checkbox"/>
the senses	<input type="checkbox"/>	<input type="checkbox"/>	<input type="checkbox"/>	places	<input type="checkbox"/>	<input type="checkbox"/>	<input type="checkbox"/>
<b>Value</b> I can be kind.	<input type="checkbox"/>	<input type="checkbox"/>	<input type="checkbox"/>	<b>Value</b> I can be careful.	<input type="checkbox"/>	<input type="checkbox"/>	<input type="checkbox"/>

# Phonics

Bonus

**A** Listen, point, and say.



cave

C

cub




girl



g

game



jam

j

jug



hippo

h

hose



king



k

kitten




6

six

x

box



**B** Look at **A**. Point and read with your partner.



**C** Listen and read.



1.



The girl is in the cave.

2.



The hippo is on the jug.

3.



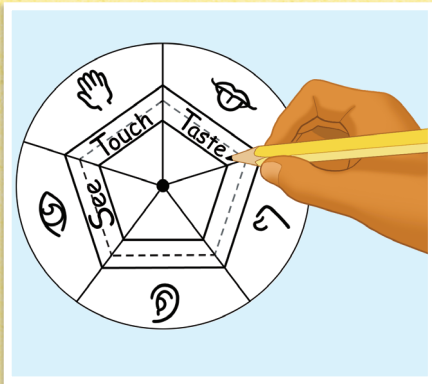
I can see six kittens.



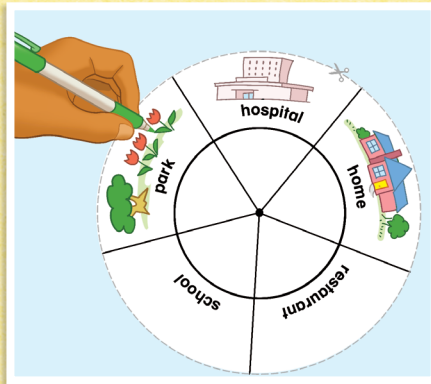
# Project

## Spinner

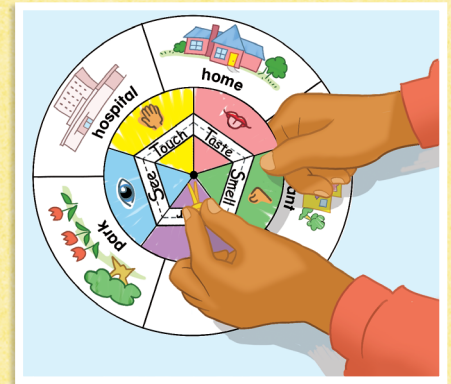
### A Make a spinner.



1. Write the five senses.



2. Draw and color the places.



3. Cut out the circles. Put the circles together.

### B Listen. Then use your spinner and talk.



see      hear      smell      taste      touch  
 hospital      school      home      restaurant      park



**Tip**

Be creative! Use lots of words.



### Home-School Link

What can people in your family see, feel, smell, taste, or touch? Take your spinner home. Use it with your family.

