
























Contents

UNIT	READING	LISTENING	SPEAKING	WRITING
1 Interactions 3 	Skimming  <i>Facial Expressions</i>	Guessing meaning from context 	Showing interest	Using informal expressions in emails
2 Time 15 	Scanning  <i>Déjà Vu</i> 	Previewing 	Telling and responding to a story	Using time expressions
3 Learning 27 	Recognizing and understanding synonyms <i>Could a robot do your job?</i> 	Understanding a speaker's purpose	Describing experiences and events	Using addition linking words
4 Movement 39 	Separating fact and opinion <i>Travel around Central America: Day 28</i> 	Recognizing reductions with <i>to</i>	Asking for and giving directions	Using the right tone in text messages 
5 Home 51 	Recognizing cause and effect <i>The Secret of a Happy Home</i>  Tinker's Bubble	Distinguishing levels of formality 	Describing places	Using synonyms
6 Images 63 	Recognizing prefixes <i>From Self-Portraiture to Selfie</i> 	Listening for specific information  <i>Space Food</i>	Giving a presentation using visuals 	Writing opening sentences

ENGLISH FOR REAL	GRAMMAR	VOCABULARY	PRONUNCIATION	REVIEW
<p>▶ Starting and ending a conversation</p> 	<p>Simple present and present continuous</p> <p>Questions forms: <i>Do, did, and be</i></p> <p>Tag questions in the present tenses: <i>Be and do</i></p>	<p>Communication</p> <p>Body language and emotions</p> <p>Adverbs of manner</p>	<p>Using intonation to show interest</p> 	<p>see page 147</p>
<p>▶ Apologizing</p> 	<p>Simple past: <i>Be</i></p> <p>Simple past and past continuous</p> <p><i>Used to</i></p> 	<p>Describing change</p> <p>Phrases with <i>time</i></p>	<p>Word stress</p>	<p>see page 148</p>
<p>▶ Getting clarification</p> 	<p>Present perfect simple with <i>for</i> and <i>since</i></p> <p>Present perfect and simple past</p> <p>Present perfect with <i>just, already, yet, ever, never, and still</i></p>	<p>Verbs and nouns from adjectives</p> <p>Useful verbs</p> <p>Education</p>	<p>Contractions with <i>'s</i> and <i>'ve</i></p>	<p>see page 149</p>
<p>▶ Being a customer</p> 	<p><i>Will</i> versus <i>going to</i></p> <p>Simple present in future time clauses</p> <p>Present tenses for future plans and schedules</p>	<p>Phrasal verbs: Separable and inseparable</p> <p>Traveling</p>	<p>Intonation for asking for and giving directions</p> 	<p>see page 150</p>
<p>▶ Making an invitation</p> <p>▶ Accepting and rejecting invitations</p> 	<p>Making comparisons</p> <p>Using two or more adjectives</p> <p><i>-ed</i> and <i>-ing</i> adjectives</p>	<p>Expressions with <i>make</i></p> <p>Nouns and prepositions</p> <p>Phrasal verbs</p>	<p>Weak sounds</p>	<p>see page 151</p>
<p>▶ Giving compliments</p> <p>▶ Accepting compliments</p> 	<p>Quantifiers: <i>Both, several, most, and all</i></p> <p>Quantifiers: <i>Too much/ too many, a little/ a few, a lot, enough</i></p> <p>Verbs with two objects</p>	<p>Agent nouns</p> <p>Photography</p> 	<p>Adding focus</p>	<p>see page 152</p>

UNIT	READING	LISTENING	SPEAKING	WRITING
7 Predictions 75 	Recognizing words with more than one meaning <i>When Texting Goes Wrong!</i>	Listening for main ideas	Expressing worries, doubts, and problems 	Checking your work: Punctuation
8 Consumption 87 	Interpreting visuals and data <i>Citymeals on Wheels: My New Heroes</i>  Organic Food	Recognizing statements used as questions	Calling customer service	Giving opinions 
9 Work 99 	Note taking  <i>First Impressions Count</i> <i>My Career Path</i> 	Predicting while listening 	Explaining words you don't know	Giving reasons  <i>Hassan the Taxi Driver</i>
10 Information 111 	Understanding pronoun references <i>Information is Beautiful</i>  <i>Information Theory</i>	Focusing on key content words	Comparing and contrasting	Using sequencing words 
11 Stories 123 	Analyzing characters in literary texts <i>The First Stranger</i>	Recognizing linking with consonants  <i>Fabio's Trip to New York</i> 	Describing people	Writing conclusions 
12 Emotion 135 	Recognizing contrast linking words <i>Wordzone</i> 	Recognizing intonation in exclamations	Describing feelings and emotions 	Using narrative tenses  <i>Motivational Speaker</i>

GRAMMAR FOCUS 159–170

ENGLISH FOR REAL	GRAMMAR	VOCABULARY	PRONUNCIATION	REVIEW
<p>▶ Disagreeing</p> 	<p><i>Must, have to, and can't</i>: Deductions about the present</p> <p><i>Will and might</i>: Predictions</p> <p>Adverbs: <i>A little, pretty, much, and really</i></p>	<p>Collocations with <i>get</i></p> <p>Predictions collocations</p> 	<p>Elision</p>	<p>see page 153</p>
<p>▶ Making requests</p> <p>▶ Confirming acceptance</p> 	<p><i>Can, could, and may</i>: Permission and requests</p> <p><i>Be able to</i>: Ability and possibility</p> <p><i>May, might, and could</i>: Possibility</p>	<p>Giving gifts</p> <p>Describing food</p> <p>Prefixes</p>	<p>Stress on content words</p>	<p>see page 154</p>
<p>▶ Offering to help</p> <p>▶ Accepting and rejecting offers</p> 	<p>Zero and first conditional</p> <p>Second conditional</p> <p>Reflexive pronouns</p>	<p>Word building: Noun and adjective suffixes</p> <p>Personal skills</p> <p>Jobs</p> 	<p>Linking with /w/ and /j/</p>	<p>see page 155</p>
<p>▶ Giving feedback</p> <p>▶ Responding to feedback</p> 	<p>The passive: Simple present and simple past</p> <p><i>A/an, the, and no article</i></p> <p>Indefinite pronouns and adverbs</p>	<p>Idioms (online safety)</p> <p>Intensifying adverbs</p> <p>"Fake news"</p>	<p>Chunking</p>	<p>see page 156</p>
<p>▶ Interrupting a conversation</p> 	<p>Past perfect</p> <p>Simple past and past perfect</p> <p>Defining relative clauses</p>	<p>Verb + particle</p> <p>Fiction</p> <p>Movies</p>	<p>Sound changes with consonants</p> 	<p>see page 157</p>
<p>▶ Reacting to news</p> 	<p>Adjective + infinitive / infinitive of purpose</p> <p>Verb + <i>to</i>-infinitive only</p> <p>Verbs with the <i>-ing</i> form</p>	<p>Vague language</p> <p>Emotions</p> <p>Decisions</p>	<p>Adjectives ending in <i>-ed</i>: /t/, /d/, and /ɪd/</p> 	<p>see page 158</p>