

<b>Starter</b> <b>Hello again!</b> page 4	Hello, .... How are you? I'm fine, thanks. ● Days of the week What day is it? It's .... ● Alphabet revision ● How do you spell ...? ● Numbers 11-100		
---	---	--	--

	Lesson 1 Words	Lesson 2 Grammar	Lesson 3 Words and Grammar
<b>1</b> <b>Time for school</b> page 6	School things <b>Functional language</b> Can I use your ...? Sure! Here you are.	Have you got a ...? Yes, I have. / No, I haven't. Has he / she got ...? Yes, he / she has. / No, he / she hasn't.	Sports equipment We've got our .... They've got their ....
<b>2</b> <b>Mealtime</b> page 16	Food <b>Functional language</b> I'd like some ... for breakfast / lunch / dinner.	I have ... for breakfast. Do you have ... for breakfast? Yes, I do. / No, I don't. He / She has ... for lunch. Does he / she have ... for lunch? Yes, he / she does. / No, he / she doesn't.	Vegetables Do you like ...? Yes, I do. / No, I don't. Does he / she like ...? Yes, he / she does. / No, he / she doesn't.

**Review 1 & 2** page 26    **Learning Situation** page 27 Make a food collage

<b>3</b> <b>Wild animals</b> page 28	Wild animals <b>Functional language</b> Can it ...? Yes, it can. / No, it can't.	... live on land / in water. ... don't live on land / in water. Do ... live on land / in water? Yes, they do. / No, they don't.	Animal foods What do ... eat? They eat .... They don't eat ....
<b>4</b> <b>My favourite things</b> page 38	Possessions <b>Functional language</b> Is this Sam's ...? No, it isn't. It's Eva's ....	Whose ... is it? It's mine / yours / his / hers. Whose ... is it? It's ours / yours / theirs.	Clothes What are you wearing? I'm wearing a .... I'm wearing ....

**Review 3 & 4** page 48    **Project** page 49 Make an animal quiz

<b>5</b> <b>Around town</b> page 50	Places in town <b>Functional language</b> Shall we go to the ...? OK. Let's go!	Is there a ... in your street? Yes, there is. / No, there isn't. Are there any ... in your town? Yes, there are. / No, there aren't.	Transport Where's the ...? It's in front of / next to / behind the ... It's between the ... and the ....
<b>6</b> <b>At the weekend</b> page 60	Sports and games <b>Functional language</b> What games do you like? I like ... and ....	What's he / she doing? He's / She's playing .... What are they doing? They're playing ....	Free time activities Is he / she ...ing ...? Yes, he / she is. / No, he / she isn't.

**Review 5 & 6** page 70    **Learning Situation** page 71 Make a town map

<b>7</b> <b>My day</b> page 72	Daily routines <b>Functional language</b> I do my homework in the morning / afternoon / evening. What about you?	What do you do in the morning / afternoon / evening? I ... I ... on Monday. I don't ... on Saturday.	Telling the time When does he / she get up? He / She gets up at .... He / She doesn't get up at ....
<b>8</b> <b>My talents</b> page 82	Skills <b>Functional language</b> What can you do? I can ....	I like / don't like .... Do you like ...? Yes, I do. / No, I don't. He / She likes / doesn't like .... Does he / she like ...? Yes, he / she does. No, he / she doesn't.	Talents I'm good at ...ing .... Are you good ...ing ...? Yes, I am. / No, I'm not.

**Review 7 & 8** page 92    **Project** page 93 Make a zig-zag book

<b>9</b> <b>My home</b> page 94	Living room furniture <b>Functional language</b> Where shall I put the ...? In / On / Under the ....	There's a ... on the .... There are three / some ... on the .... There isn't a ... on the .... There aren't any ... on the ....	Kitchen things The ... is longer / shorter than the ...
<b>10</b> <b>Days out</b> page 104	Fun places <b>Functional language</b> I like the .... So do I. But I prefer the ....	I was at the ... on .... Where were you yesterday? I was at the ....	Weather What was the weather like? It was ....

**Review 9 & 10** page 114    **Learning Situation** page 115 Design your dream house

<b>Poster</b>	Class Talk!	
<b>Lesson 4 Story</b>	<b>Lesson 5 Skills and Culture</b>	<b>Exam preparation</b>
<b>The big game</b> <b>Emotional wellbeing</b> Taking part is more important than winning	Art lessons in France and Morocco An email <b>Writing focus</b> Capital letters and full stops	<b>Pre A1 Starters</b> Listening Part 1; Speaking Part 4 (CB page 116) Reading and Writing Parts 1 and 3 (AB page 114)
<b>The wolf's breakfast</b> <b>Emotional wellbeing</b> Dealing with difficult situations	School lunches in the UK and South Korea A blog <b>Writing focus</b> Joining two sentences with <i>and</i>	<b>Pre A1 Starters</b> Listening Part 3; Speaking Part 3 (CB page 117) Reading and Writing Parts 1 and 4 (AB page 115)
<b>The tiger and the tortoise</b> <b>Emotional wellbeing</b> Being determined	Wild animals in Australia and India A leaflet <b>Writing focus</b> Joining positive and negative sentences with commas and <i>but</i>	<b>Pre A1 Starters</b> Listening Part 2; Speaking Part 2 (CB page 118) Reading and Writing Part 4 (AB page 116)
<b>The prince's toys</b> <b>Emotional wellbeing</b> Learning what makes you happy	Favourite things in Italy and the UK A personal account <b>Writing focus</b> Writing lists using commas and <i>and</i>	<b>Pre A1 Starters</b> Listening Part 1; Speaking Part 1 (CB page 119) Reading and Writing Parts 3 and 1 (AB page 117)
<b>The red kite</b> <b>Emotional wellbeing</b> Dealing with frustration	Transport in Hungary and the USA A survey <b>Writing focus</b> Short answers	<b>Pre A1 Starters</b> Listening Part 3; Speaking Part 2 (CB page 120) Reading and Writing Part 5 (AB page 118)
<b>Walter wants to play</b> <b>Emotional wellbeing</b> Being kind to others	Favourite games in Poland and the UK A chat group message <b>Writing focus</b> Using the present simple for instructions	<b>Pre A1 Starters</b> Listening Part 1; Speaking Part 2 (CB page 121) Reading and Writing Part 2 (AB page 119)
<b>Billy's day</b> <b>Emotional wellbeing</b> Being on time	Family routines in the USA and Peru A school magazine interview <b>Writing focus</b> Third person verb endings	<b>Pre A1 Starters</b> Listening Part 2; Speaking Part 4 (CB page 122) Reading and Writing Parts 2 and 4 (AB page 120)
<b>Meg's talent</b> <b>Emotional wellbeing</b> Having confidence in your own ability	Dances in Romania and the UK A blog <b>Writing focus</b> Adjectives	<b>Pre A1 Starters</b> Listening Part 1; Speaking Part 2 (CB page 123) Reading and Writing Part 5 (AB page 121)
<b>The big armchair</b> <b>Emotional wellbeing</b> Being sorry	Interesting homes in Finland and the UK An email <b>Writing focus</b> Sentences with <i>because</i>	<b>Pre A1 Starters</b> Listening Part 3; Speaking Part 3 (CB page 124) Reading and Writing Parts 3 and 1 (AB page 122)
<b>Anton's days out</b> <b>Emotional wellbeing</b> Being understanding	Fun places in the UAE and Canada A diary entry <b>Writing focus</b> Full stops and exclamation marks	<b>Pre A1 Starters</b> Listening Part 2; Speaking Part 3 (CB page 125) Reading and Writing Part 5 (AB page 123)

# 6

## At the weekend



Let's talk about sports and games.

### Lesson 1 Words

- 1 Look, share, learn.
- 2 Listen, point and repeat. 109
- 3 Say the chant. 110

1 play badminton

2 play ice hockey

3 play table tennis

4 play Frisbee

5 play tag

6 play hide and seek

7 play chess


8 play dominoes

4 Play the *Mime* game.

Can you play table tennis?

Yes, I can!

5 Circle activities you do standing up and sitting down. Then say.



6 Look at 5. Read and write the numbers.

play table tennis  play ice hockey  play chess

play tag  play dominoes  play Frisbee

play hide and seek  play badminton

7 Listen and repeat. 111 Then ask and answer.



What games do you like?



I like chess and table tennis.



**Team Task!** 1

Do a survey and find someone to play with.


Let's ask about what sports and games people are playing.



1 Listen and follow. 112 Then act.

<p>What's she doing?</p> <p>She's playing ice hockey.</p>	<p>What's he doing?</p> <p>He's playing Frisbee.</p>	<p>What are they doing?</p> <p>They're climbing a tree!</p>
---	--	---

2 Look, listen and learn. 113



What's	he	doing?	He's	playing	dominoes.
	she		She's		



**Look!**  
He's = He is  
She's = She is

3 Listen and number. 114



4 **Mediation** Look at 3. Play the game.



It's a boy.


What's he doing?

He's playing hide and seek.

It's number 3!



5 Look, listen and learn. 115



What are they doing? They're playing chess.



Look!  
They're = They are

6 Look, read and number.



They're playing table tennis.

3

They're playing tag.

They're playing hide and seek.

They're playing badminton.

7 Look and write. table tennis ~~badminton~~ dominoes ice hockey



1 What's she doing?

She's playing badminton.



2 What are they doing?

They're



3 What's he doing?

\_\_\_\_\_



4 What are they doing?

\_\_\_\_\_



Team Task! 2

Make and play a card game.

Let's ask about free time activities.



1 Listen, point and repeat. 116

2 Listen and say. 117



## Our free time activities



1 listen to music



2 watch TV



3 play with friends



4 read comics



5 do judo



6 fly a kite

3 Mediation Look, listen and follow. 118 Play the game.



Matt



Emma



Tom



Lara



Jack



Amy



It's a boy.

What's he doing?

He's playing with friends.


He's Matt!



4 Look, listen and learn.  119

Is	he	listening to music?	Yes, he <b>is</b> .
	she		No, she <b>isn't</b> .



5  Look and write. Yes, she is. No, he isn't. ~~Yes, he is.~~ No, she isn't.

## Our weekend!



1 Is he reading comics?

Yes, he is.

2 Is she watching TV?

\_\_\_\_\_

3 Is she doing judo?

\_\_\_\_\_

4 Is he playing with friends?

\_\_\_\_\_

6 Listen and follow. Then sing.  120-121  Watch.

### Listening To Music

She's listening to music,  
Listening to music all day long.  
She's listening to music  
And this is her favourite song!



Is she **reading comics**?

Is she **watching TV**?

Is she **playing with friends**?

No, she isn't. Can't you see?

**doing judo**

**playing Frisbee**

**flying a kite**

**Team Task!** 3

 Play a *Mime* game. 





- 1** **Mediation** Look at the pictures. What activities can you see? Tell your partner.
- 2** Listen and read. 122 Who is playing hide and seek? Watch.

## Walter wants to play

**1** Walter and his mum see some rabbits.

Look! What are they doing, Mum?

They're playing chess, Walter.

**2** Walter wants to play chess, too.

Can I play?

No! You're too big!

Look at our game!

**3** Walter and his mum see some monkeys.

What are they doing?

Shh! They're playing hide and seek.

**4**

Hello! Can I play?

No! You're too noisy!

**5** Walter is very sad.

The other animals don't like me. But I want to play.

**6** The rabbits and the monkeys are sad, too.

What's he doing?

He's crying.



### 3 Read and number the sentences in order.

- a Walter wants to play hide and seek.
- b Walter is playing with his friends.
- c Walter is sad.
- d The rabbits are playing chess.
- e The monkeys are in the trees.
- f The monkeys and rabbits are sorry.

1

### Think, feel, grow

🔄 Why don't the animals want to play with Walter?  
How are you and your friends different / the same?

4 💡 Act out the story.

5 🏠 Home-school Read the story at home.



**Team Task!**

4



Play a story game.



Let's learn about children and their favourite games in Poland and the UK.



### Listening and Speaking

- 1 Listen, point and repeat. 123
- 2 Listen and say the number. 124



1 numbers



2 lines



3 points



4 chalk





Kasia



POLAND

- 3 Listen and tick  or cross . 125



- 4 Watch. How many animal words does Ada say?

- 5 Listen and follow. 126 Then talk about your favourite game.



My favourite game is hide and seek. What's your favourite game?

My favourite game is tag.



## Reading and Writing

UK



- 6 Listen and read. 127 Who plays marbles with Ethan?



Ethan



### Favourite games



Ethan

My favourite game is marbles. I play marbles with my brother and sister. We draw a circle with chalk. We put marbles in the circle. Then we draw a line with chalk in front of the circle. We throw our marbles. The player whose marble is on the line starts the game. We throw our marbles to try to get the marbles out of the circle. You get points when you get a marble out of the circle. This is my brother Billy and my sister Jess. They're playing marbles. Billy is throwing a marble into a circle. Jess and Billy are playing 'keepsies'. When you get a marble out of the circle, you keep it! It's a great game!



- 7 Read again. Then match the sentence halves.

- |                          |                              |
|--------------------------|------------------------------|
| 1 Ethan's favourite game | marbles in the circle.       |
| 2 Ethan plays marbles    | a circle with chalk.         |
| 3 They draw              | is marbles.                  |
| 4 They put               | with his brother and sister. |

- 8 **Writing focus** Circle the correct verb forms.

- 1 We say / are saying the names of different things.
- 2 We are writing / write numbers in the squares.
- 3 We draw / are drawing squares on the ground.
- 4 We are jumping / jump on the squares.

#### Look!

We can use the present simple to write instructions.

- 9 Write about your favourite game. Go to your Activity Book page 67

1 Test yourself! How many words can you remember? Write.



Places in town

Transport

Sports and games

Free time activities

Four large empty boxes with horizontal lines for writing, corresponding to the categories above.

2 Choose and do two activities.

1 Play a miming game in groups of three.  
 What's he / she doing?  
 He's / She's ...

2 Ask and answer with your partner.  
 Is there a ... in your street?

3 Write sentences about your town.  
 My Town  
 There are supermarkets in my town.  
 There's a ...

4 Make a new verse for the song. Sing it to the class.

5 Ask and answer three questions about the story.  
 Are the rabbits playing tag?

6 Draw a vehicle. Can your partner guess the word?  
 Is it a motorbike?

**Team Task!** 5

🔗 Can we design a new town? 📄



**1** **Research** Listen and read. Learn how to do the project. 🎧 128



**1** Plan your town. Think about places and transport.



**2** Draw the map on a big piece of paper.




**3** Find or draw pictures.



**4** Stick the pictures on your town map.



**5** Think of a name for your town. Label your map.



**6** Practise talking about your town.

**2** 🎥 **Watch.** Where is the bus stop?

**3** **Mediation** Listen and follow. 🎧 129 Then show your map to the class.

