



- 1 Watch.
- 2 Point to the family members.


mum

dad

brother

sister

- 3 Find and say.



4 Stick a photo of your family.





Photo of my family

5 Draw your family.



Drawing of my family

# How do we illustrate storybooks?

Storybooks have got pictures. Pictures can be portrait or landscape.

1 Look and say.

2 Describe the storybook covers.



*The Dressing-up Dad*, Paul Howard, 2017

landscape



*The Pirate Mums*, Lydia Corry, 2021

portrait

## Talk about art

blue

chicken

dad

pirates

family

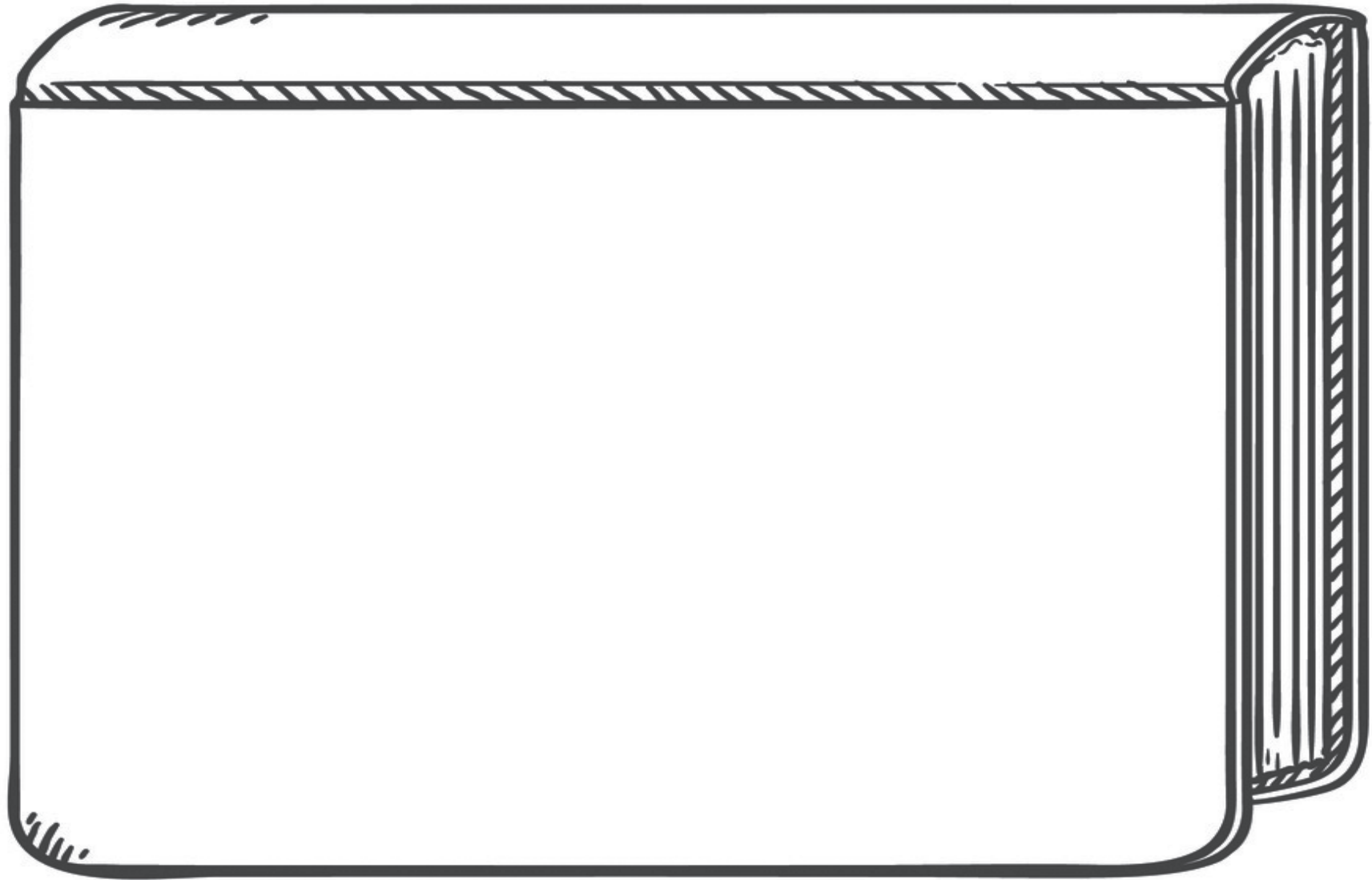
mum

I see a...  
pink bird.



# Create!

- 3  Design a storybook cover.




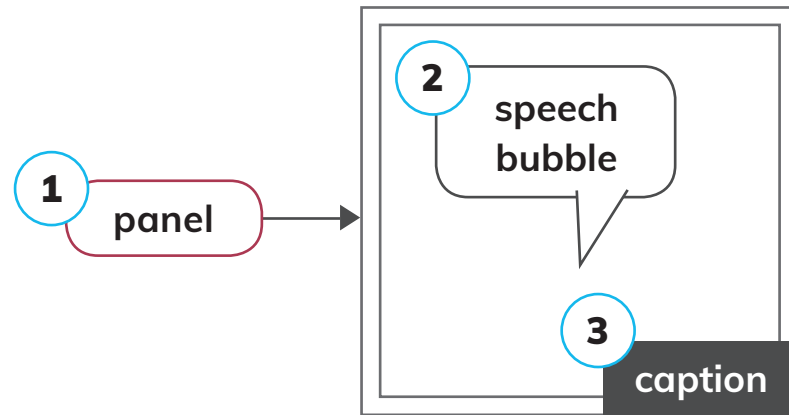
portrait

landscape

## How do we make comics?



Comics tell stories. They have got panels, speech bubbles and captions.

- 1  Look and number.



# Create!



2 Create a comic about your family.



MY FAMILY COMIC!

## Be mindful

 001 Breathe in and out for each dot.



Colour how you feel.

I'm happy.



I'm relaxed.



# What's in the photo?

Photos can show people and places.

- 1 Look and colour the places blue and the people red.

Thinking routine

Compare and contrast



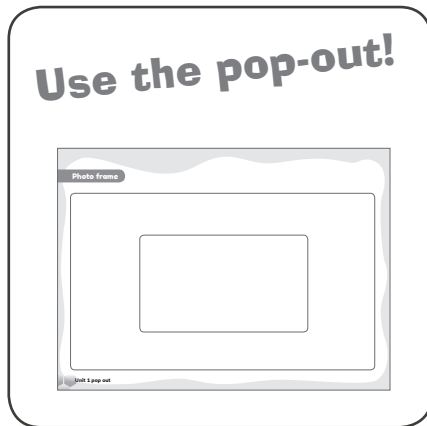
At home

Find photos with people and places.

# Create!

2  Watch.

3 Decorate a photo frame with tissue paper.



## Reflect

4 Read and colour.

I can ...

make a photo frame ☆☆☆

I can ...

share materials. ☆☆☆





# Challenge

## Sun prints

**Materials:**  
photosensitive paper, flowers, leaves



What happens to the paper?



*Photographs of British Algae, Anna Atkins, 1843*

Step 1



Choose flowers and leaves.

Step 2



Put them on top of the paper.

Step 3



Leave it in the sun.


**WOW**

Anna Atkins is the first female photographer.



Imagine and create

I LOVE my family



## Photo frame

