

Welcome Back to Open Up



Video



1 0.00 Move, dance and sing.

2 0.00 Listen and read. Who saw different bands in their summer holiday?

Marc:

I bought new headphones this summer. I use them every day to chat with my friends when we play games online. Playing video games makes me feel happy, but I know it's important to have a break, too. I also love climbing with my dad. My dad's really good at climbing. I'm not that good at climbing - yet!



Layla says: Marc is the kindest person I know! He likes comfortable clothes. 😊

Harry:

This summer I went to a music festival in a big park. There were bands from lots of different countries - it was cool! The best band was a Polish band. Listening to music and playing my guitar are my two favourite things. Music makes me feel relaxed. I like art as well, but I think I'm better at music.



Marc says: Harry is a good friend, and he talks A LOT! 🗨️

Layla:

I had an amazing summer! I went to visit my aunt and uncle who live near the beach. I went sailing every day. It was difficult to learn at first, but I love sailing now! My aunt is from Morocco and she makes amazing food. She bought me a cook book, so I can make some Moroccan dishes at home.




Harry says: Layla is excited about everything. She doesn't sleep much! 😊

3 Read again. What was new this summer for Marc, Harry and Layla?

4 Work with a partner. Say what you're good at and what you want to get better at.

I'm good at skateboarding, but I'm not good at playing the guitar. I want to play more to get better at it.

1 Do you know any of these flags? 🎧 0.00 Listen, point and say.



2 🎧 0.00 Listen, read and repeat. Then point, ask and answer.



Where's this flag from?

It's from France.



3 Read and match the nationalities to the countries in Activity 1. ✍️

4 🎧 0.00 Listen and check.

Moroccan Chinese Polish British French American

- 1 Hello! I'm Bartosz. I'm ... My flag is red and white. It's the easiest flag!
- 2 Hi, my name's Wei. I'm ... My flag is red. It's got 5 yellow stars.
- 3 Hello, my name's Munia. I'm ... My flag is also red. It's got one star.
- 4 Hello, I'm Gabriel. I'm ... My flag has got 3 colours: blue, white and red.
- 5 Hi! I'm Maddy. I'm ... My flag is red, white and blue. It's got lots of white stars.
- 6 Hi! My name's Ella. I'm ... My flag has got a red and white cross, on blue.

5 What can you remember about these badges? 🎧 0.00 Listen, point and match.



6 🎧 Find an example of three of the Wellbeing ideas in the texts in Lesson 1. ✍️ Share your answers. Then write something about you for each idea. ✍️

4 Our environment



Video

1 Why is it important to help the environment?

2 0.00 Listen, point and repeat.



recycle plastic turn off lights reuse glass waste food paper
pick up litter metal drop litter rubbish swap clothes

3 Read and number. 0.00 Listen, check and say.

4 0.00 Listen, point and say.

5 Work in pairs. Look at the photos and say how often you do the actions. Use the words.

- always
- often
- sometimes
- never

I always turn off the lights.

I never drop litter.

Care

What do you do to help the environment?





Video

1 0.00 Listen and read. How is Layla going to help the environment?



Hi Harry. Listen, I want to do more to help the environment.

I don't know. Do you have any ideas?

Yes, I do those things now, so what else can I do?

You're right! I sometimes buy a plastic bag at the shop, but I'm not going to buy them anymore!



Great idea! What do you want to do?

Well, you should turn off lights and you should recycle plastic and metal.

OK. You shouldn't drop litter and you shouldn't use plastic bags.

Great! You should reuse plastic when you can.

2 Read and learn. 0.00 Listen and chant. 3 Find and say three sentences from Activity 1.

Should: statements					
+			-		
I		turn off lights.	I		use plastic bags.
He / She			He / She		
You	should	reuse plastic.	You	shouldn't	drop litter.
We		recycle glass and metal.	We		waste food.
They			They		

4 Look at Activity 5. Write sentences about the pictures.

5 Mediation Play the game. Look and say in pairs.



You shouldn't waste food.

Picture 7.

Yes! Your turn.

 Video


1  0.00 Listen. How does the song make you feel?

2 Read and write the missing words.   0.00 Listen, check and sing.

recycle drop litter reuse pick up turn off waste food

We shouldn't ¹..., we can do better,
²... your litter and let's work together.

*We are young! We are the future!
Stand up, believe, let's work together.
Let's work together to save the planet.*


We shouldn't ³..., we should try harder,
Let's ⁴... glass, ⁵... plastic and paper.

Chorus

We should ⁶... the lights, we can do more,
Helping the planet is what we live for.

Chorus



3  Do you think you should try harder to help the planet? How?

I shouldn't buy so many clothes.

Take part

Every small thing
you do helps to
save the planet.

4 Write a new two-line verse.  Share and give feedback. **Talk bank** 

I like your second line. It's great.

Can you make the last 2 words in each line rhyme?

5  0.00 Listen and repeat. Write more words with /b/ or /p/.  Say.

Pronunciation

Words with /b/
bag, bin, rubbish

Words with /p/
plastic, put, parade

After a busy day in town,
There's plastic rubbish on the ground.
Put bags and bottles in the bin!
Please pick up that plastic bag,
And pick up that metal tin!



The problem with plastic

Video



1 Do you have any recycled things like the clothes or bags you saw in the video?

2 0.00 Listen and read. What did Chioma learn about sea turtles?



Chioma, Nigeria

Hi, I live near the beach. Beaches are beautiful and special, but sometimes they're dirty. It makes me sad to see rubbish on the beach.

I go to Kids' Beach Garden every Friday. We collect rubbish on the beach, and we play team games. We have a game called 'Ultimate plastic search'. We work in groups to see which team can collect the most plastic. The team with the most plastic wins! I have a lot of fun with my friends!

Kids' Beach Garden asks people from the community to help clean the beach every month. We think everyone should help look after our beaches.

I like learning from the volunteers at Kids' Beach Garden. I learn how to recycle different things and I learn about sea turtles. Now I know that we shouldn't use plastic bags because when they go in the ocean, they are dangerous for turtles and fish.

We also plant new trees on the beach. People can 'buy' a tree, and we water and look after it. Planting trees helps the environment and helps the sand stay on the beach. I'm happy when I can help this beach!



turtle

dirty = not clean

community = a group of people living in the same place

volunteer = a person who works for free

3 Read again and write the answers.

- 1 Where does Chioma go every Friday?
- 2 How is collecting rubbish fun at Kids' Beach Garden?
- 3 What happens every month?
- 4 What two things does Chioma learn about at Kids' Beach Garden?
- 5 Why shouldn't we use plastic bags?
- 6 How do the children help trees at the beach?

4 What phrases show how Chioma feels about Kids' Beach Garden?

5 What can you do to help the plastic problem?

When I go out, I can pick up plastic. I can take it home and recycle it.

When I go out, I can take my own water bottle and I can try to buy things that aren't plastic.

Our community garden



Video

1 Why does Zak want to have a garden?

2 Find the words. 0.00 Listen and repeat.

make a wildlife area dig up the weeds cut the grass
grow vegetables plant seeds feed the birds

3 0.00 Listen and read the story.

1

Hey Zak! Do you want to go to the skatepark?

Hi Max! Sorry, I have to be with Suzy. But I don't want to play basketball again.

I know, but what else is there to do?

Nothing! We have to do something about that park. Come on, I have an idea.

2

We want to make a community garden. Would you like to help?

Yes, please! That's a great idea. I'd love to have a garden.

It's nice to be outside, but it's difficult when you live in a flat.

3

The boys have to ask the town leaders to use the old park.

We like your plans. A community garden is a great idea.

Thank you! Now we have to learn about gardening.

4

First, we have to dig up the weeds. Then we can grow vegetables here.

OK! Let's get digging.

Can I help?

5

What are you doing, Zak? Can we help?

Of course! We have to plant seeds in these small pots because we're going to keep them inside, but you can plant these carrot seeds here.

6

We want to make a wildlife area. We want lots of butterflies and birds to come here.

We don't have to cut the grass over there. We can leave it long for the wildlife.

We should leave these rocks here, too.



4 Read again and order the sentences. ✎

- 1 The boys tell the other people about their idea.
- 2 Zak can't go to the skatepark.
- 3 They don't have to cut all the grass.
- 4 Suzy and her friend help to plant some seeds.
- 5 There is now a play area in the garden, too.
- 6 They have frogs in the wildlife area.



5 Look again at the story and say how the garden is good for different people.

6 What do the children do in their community?



I can help by making a wildlife area at my school.

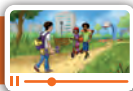
I can help by making some cakes and giving them to the people who work in the hospital.



7 🧑🏫 Think about how you can help your community. What can you do?

I can help by ...

Video



1 Which sentence isn't in the story? 0.00 Listen and check.

- 1 Sorry, I have to be with Suzy.
- 2 She has to work on Wednesdays.
- 3 Now we have to learn about gardening.
- 4 First, we have to dig up the weeds.
- 5 We have to plant seeds in these small pots ...
- 6 Now we have to learn about gardening.

2 Read and learn. 0.00 Listen and chant.

Have to: statements					
+			-		
I	have to	ask to use the old park. plant the seeds in pots. dig up the weeds.	I	don't have to	cut the grass. feed the birds every day. go to school by car.
You			You		
We			We		
They			They		
He	has to		He	doesn't have to	
She			She		

3 Look at the lists in Activity 4. Write three sentences.

4 Play *Guess who?* Look and say.



Luna & Nicolas

do the dishes



tidy your bedroom

clean the kitchen

~~*cut the grass*~~

~~*feed the cat*~~



Riley & Alex

dig up the weeds



feed the cat

tidy your bedroom

~~*cut the grass*~~

~~*clean the kitchen*~~



Maha & Mounia

cut the grass



tidy your bedroom

dig up the weeds

~~*feed the cat*~~

~~*clean the kitchen*~~

They have to dig up the weeds, but they don't have to cut the grass.

Riley and Alex!

1 Look. What can you see in the photos? What can you recycle at your school?




2 0.00 Listen. What are Harry and his team ready for tomorrow?

3 0.00 Listen again and write *True* or *False*.

- | | |
|---|--|
| 1 The recycling project at school starts next week. | 4 The students are going to collect the recycling every day. |
| 2 The children made posters about how to recycle at school. | 5 They haven't got any bins for the school dining hall. |
| 3 They have got different bins for plastic, metal, glass and paper. | 6 They've got posters for the dining hall. |


4 Read and complete. 0.00 Listen, check and practise.



Let's check we've got everything for tomorrow. Have we got enough recycling bins around the school for ¹ _____ and ² _____?

That sounds good. Have we got enough ³ _____ to show the students what to do?

That's OK. I can do that this afternoon. Now, have we got enough ⁴ _____ to collect the recycling each week?



Yes, we have now. We've got 4 of each.

No, we haven't. We need some more.

Yes, we have. We've got lots.

metal glass plastic paper

posters signs pictures

students people volunteers helpers

5 **Mediation** Make new conversations with a partner.



Keep Learning

Find out more about recycling near you.



1 Do the quiz.

Lesson 1



Say some actions which you always do to help the environment.

Say two actions that you want to try to do to help the environment.

Lesson 2


What is Layla going to try to do to help the environment?

What things should you do at school to help the environment?

Lesson 3

Say two things the song says you shouldn't do.

Make a sentence with a word with the /b/ sound and a word with the /p/ sound in it.



Lesson 4

What do volunteers do at Kids' Beach Garden?

Would you like to go to Kids' Beach Garden? Why? / Why not?

Lesson 6

Write three sentences about Maha and Mounia's jobs at home.

Write two true sentences and one false sentence about what you have to do at home to help. Can your partner guess the false sentence?

Lesson 5



What animals do Zak and Max want to come to the wildlife area?

How do you think Zak and Max feel at the end of the story?

Lesson 7



How can you make recycling better in your school?

Tell your partner where you put your recycling at home. What's the same? What's different?

Bonus questions!

- ★ What should you do to improve your English? Tell your partner.
- ★ Would you like to help at a community garden? Why? / Why not?

2 Write more questions about Unit 4 with a partner. ✂ Swap questions with another pair.

3 **My learning** Think about you and your work in Unit 4. Answer. ✂

- | | |
|--|---------------------------------------|
| 1 What was your favourite lesson? | 3 What did you ask for help with? |
| 2 Did anything stop you from working well? | 4 What did you try your best on? |
| | 5 When did you work well with others? |

Keep learning

What things can you learn from community groups?

Our community project

1 Look and read. Do you know of any wildlife areas like this one?



2 Which things do the children want in their wildlife area? Read and say.

wild flowers

litter

wild animals

a pond

rubbish

short grass

log piles

3 Work in groups. Choose a community project for your school or town.

4 What are the jobs for this project? Choose different people for them.

Then make your plan. [Talk bank](#)

5 Present your plans to the class. Ask questions and give feedback on each project.

This is a plan of our wildlife area at school. We think it should be behind the classrooms because it's quiet there.

We're going to have a rock pile because animals, like spiders, live under rocks.

Well done!
What's next?



Video

